

OFFICE FURNITURE collection



LOMM[®]
MOBILIÁRIO METÁLICO



A LOMM é muito mais do que uma marca de mobiliário de escritório.

Na vasta lista de características a LOMM fideliza a sua posição no mercado nacional e ganha terreno além-fronteiras. Assim fazemos valer a nossa qualidade e assim vinga o nosso trabalho.

A LOMM materializa conceitos e é de mãos dadas com a tecnologia e equipas com formação especializada, que concebemos, fabricamos e distribuimos mobiliário de escritório que excedem os mais exigentes padrões de qualidade.

Orgulhamo-nos de estar sempre um passo à frente nas orientações do setor do office e espaços comuns dentro do ambiente de trabalho.

Ganham vida no computador e corporizam-se através do conhecimento, do talento e da experiência. Assim é a produção da LOMM com móveis modulares em diversas cores ou cromado e tampos de mesa em madeira, vidro ou metal.

Nenhum detalhe é descurado. Sabemos que o mobiliário de escritório ajuda a transmitir os valores de cada empresa, por isso temos a hipótese de personalização de design para cada cliente.

Juntamos as peças para criar ambientes. Espaços que se podem readaptar facilmente a cada alteração de áreas de trabalho por um longo período de vida. Por isso trabalhamos todas as etapas da criação de mobiliário de escritório com os mais rigorosos padrões de controlo de qualidade. Só assim conseguimos a satisfação absoluta dos nossos clientes, o crescimento, a expansão e o desenvolvimento contínuo.

Nós tomamos medidas para desenhar o nosso sucesso. A si, basta pedir-nos o mobiliário de escritório à sua medida!

LOMM is much more than an office furniture brand.

In LOMM long list of features, we can point out the domestic market loyalty and the growing position in foreign markets. So, we enforce our quality and so avenges our work.

LOMM materializes concepts, hand in hand with technology and specialized teams. We design, manufacture and distribute office furniture that exceed the highest quality standards.

We take pride in always being one step ahead in the office and public spaces sector guidelines within the workplace.

LOMM products, come to life on our computers, embodied through knowledge, talent and experience. So is the production of LOMM with modular furniture in different colours or chrome and table tops in wood, glass or metal.

No detail is overlooked. We know that the office furniture helps to convey the values of each company, so we have to design customization hypothesis for each client.

We join the pieces to create environments. Spaces that can be easily readjust on each change of work areas for a long lifetime. So, we work all stages of office furniture creation with the most stringent quality control standards. Only then can we assure absolute customer satisfaction, growth, expansion and continued development.

We take steps to draw our success. On your side, just ask for the office furniture that matches your needs!

LOMM est bien plus qu'une marque de mobilier de bureau.

Parmi une vaste liste de caractéristiques, LOMM fidélise sa position sur le marché national et gagne du terrain à l'international. C'est ainsi que nous affirmons notre qualité et notre labeur.

LOMM, en collaboration avec la technologie et des équipes spécialisées, conçoit des concepts, fabrique et distribue du mobilier de bureau, qui dépassent les normes de qualités les plus exigeantes.

Nous nous enorgueillissons d'être toujours en avant garde face aux orientations du secteur bureau et espaces publics.

Les produits LOMM prennent vie et forme sur nos ordinateurs grâce au savoir-faire, talent et expérience de nos équipes. C'est ainsi que la production de LOMM, inclue des meubles modulaires de diverses couleurs, ou chromés, et des plateaux en bois, verre et métal.

Aucun détail n'est négligé, nous savons que le mobilier de bureau aide à transmettre les valeurs de chaque entreprise, c'est pour cela que nous permettons la personnalisation du design pour chaque client.

Nous unissons des pièces pour créer des ambiances. Espaces qui peuvent s'adapter facilement à chaque altération de zone de travail pour une longue période de vie. Raison pour laquelle nous travaillons toutes les étapes de création de mobilier de bureau avec les normes de contrôle de qualité les plus exigeantes. Seulement de cette façon nous pouvons obtenir la complète satisfaction de nos clientes, la croissance, l'expansion et le développement continu.

Nous prenons des mesures pour dessiner notre succès. De votre part, il suffit de nous solliciter le mobilier de bureau qui vous convient!

linha
ARQUI Plus

Secretária 2000 x 900 com tampo em madeira de wengué e estrutura pintada.
Armário modular tripla, em preto com frentes e tampo de wengué, puxadores cromados e pés pintados.
Cadeira Mónaco ref. 0805 CR

Desk 2000 x 900 with top in veneer wenge finish and painted structure.
Triple low modular cabinets, in black with fronts and top in wenge, chromed handles and painted feet.
Monaco chair ref. 0805 CR

Bureau de 2000 x 900 avec plateau en placage bois finition wengé et structure laquée.
Armoire modulaire triple basse, en noir avec façades et plateau en placage finition wengé, poignées chromées et pieds laqués.
Chaise Monaco ref. 0805 CR



ARQUI Plus



Arqui Plus é um novo conceito de mobiliário de escritório para a área executiva. De grande beleza, linhas simples e ordenadas tornam-se extremamente atrativas.

Armários. A sua configuração por módulos autónomos permite a linha adaptar-se a todas as áreas, obtendo o máximo partido dos espaços.

Arqui Plus is a new concept of office furniture for the executive branch. Of great beauty, organised and clean lines that makes it become extremely attractive.

Cabinets. It's configuration in autonomous modules allows the line to adapt to all areas, getting the most out of spaces.

Arqui Plus est un nouveau concept de mobilier exécutif de bureau. D'une grande beauté, avec des lignes épurées qui la rendent extrêmement attractive.

Armoire. Sa configuration en modules autonomes permet à la ligne de s'adapter à tous les environnements, optimisant les espaces.

ARQUI Plus

A linha Arqui Plus transforma-se num ambiente caracterizado pela elegância e simplicidade, onde o mobiliário de escritório é uma presença importante.

O contraste e a harmonia das suas formas, composta por uma estrutura metálica tubular que suporta uma superfície de trabalho elegante, revestida por lacados ou madeiras nobres de máxima qualidade.

The Arqui Plus line becomes an environment of elegance and simplicity, where office furniture is an important presence.

The contrast and the harmony of its forms, consisting of a tubular metal frame that supports an elegant work surface, coated with lacquers or noble top quality woods.

La ligne Arqui Plus crée un environnement d'élégance et de simplicité, où le mobilier de bureau est une présence importante.

Le contraste et l'harmonie de ses formes, constitué d'une structure métallique tubulaire qui supporte une surface de travail élégante, revêtue de laques ou bois nobles de grande qualité.

Secretária 1800 x 900 com painel frontal metálico, tampo de vidro e estrutura pintada.
Cadeira Luso ref. 1910

Desk 1800 x 900 with metallic modesty panel, glass top and painted structure.
Luso chair ref. 1910

Bureau 1800 x 900 avec voile de fond métallique, plateau en verre et structure laquée.
Chaise Luso ref. 1910





ARQUI Plus

Secretária 2200 x 900 com tampo de madeira de carvalho e estrutura pintada.

Módulo estrutural - 2 Armários modulares altos brancos com frentes e tampo em madeira de carvalho e puxadores cromados.

Armários 1520 x 900 estrutura branca com portas em madeira de carvalho.

Armário aberto 1520 x 900 estrutura e prateleiras brancas.

Cadeira Prestige ref.4410 CR

2200 x 900 desk with oak veneered top and painted structure.

Credenza support module - 2 high modular cabinets white with fronts and top in oak veneer and chrome handles.

Cabinets 1520 x 900 white structure with doors in oak veneer.

Open cabinet 1520 x 900 frame and shelves in white.

Prestige chair ref.4410 CR

Bureau de 2200 x 900 avec plateau en placage chêne et structure laquée.

Module porteur - 2 armoires modulaires hautes blanches avec des façades et plateau en placage chêne et poignées chromées.

Armoires 1520 x 900 structure blanche avec des portes en placage chêne.

Armoire ouverte 1520 x 900 structure et étagères blanches.

Chaise président Prestige ref.4410 CR



**Extensão de trabalho.**

Este conceito baseia-se na sobreposição de planos horizontais, traduzidos em tampos e armários modulares que permitem combinarem-se entre si, criando uma área de trabalho eficiente, funcional e compacta.

Work Extensions.

This concept is based on overlapping horizontal planes, translated into tops and modular cabinets that can combine with each other, creating an efficient work area, functional and compact.

Extensions de plans e travail.

Ce concept est basé sur le chevauchement des plans de travail horizontaux, avec des plateaux et armoires modulaires qui peuvent s'associer les uns aux autres, créant un espace de travail efficace, fonctionnel et compact.



ARQUI Plus

Mesa de reunião. Solução moderna para salas de reuniões, que promove o trabalho em grupo. A beleza dos lacados ou das madeiras, suportados por uma estrutura quadrada firme mas elegante, convida a que todos colaborem e expressem ideias.

Conference table. Modern solution for meeting rooms, which promotes teamwork. The beauty of lacquered or wood, supported by a firm but elegant square structure, invites everyone to collaborate and express ideas.

Table de réunion. Solution moderne pour des salles de réunion, ce qui favorise le travail d'équipe. La beauté des laques ou bois, supportés par une structure carrée ferme mais élégante, invite tout le monde à collaborer et à exprimer des idées.





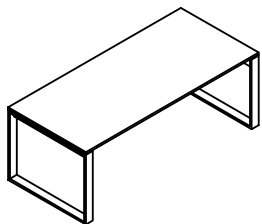
Mesa de reunião rectangular 2300 x 1100 com tampo em sucupira e estrutura em metal pintado. Cadeira Mónaco ref. 0804 CR

Rectangular meeting table 2300 x 1100 with sucupira veneered top and structure in painted metal. Chair Monaco ref. 0804 CR

Table de réunion rectangulaire 2300 x 1100 avec plateau en placage bois sucupira et structure en métal laqué. Chaise Monaco ref. 0804 CR

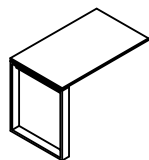
ARQUI PLUS (DADOS TÉCNICOS)

SECRETÁRIA



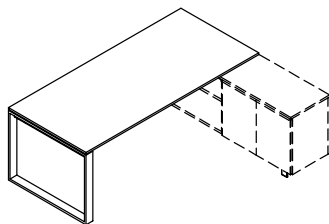
L P A
1800 x 900 x 750
2000 x 900 x 750
2200 x 900 x 750

ALONGA



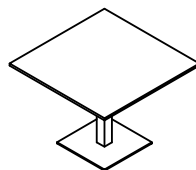
L P A
1000 x 600 x 750

SECRETÁRIA PERNA / ARMÁRIO



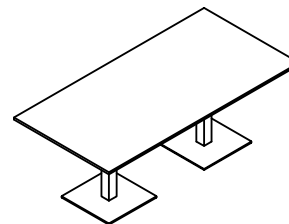
L P A
2000 x 900 x 750
2200 x 900 x 750

MESA REUNIÃO QUADRADA



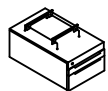
L P A
1100 x 1100 x 750
1200 x 1200 x 750

MESA REUNIÃO RETANGULAR



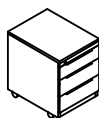
L P A
2000 x 1100 x 750
2300 x 1100 x 750

**BLOCO PLUS SUSPENSO
2 GAVETAS**



L P A
410 x 660 x 265

**BLOCO MÓVEL
3 GAVETAS**



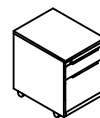
L P A
410 x 550 x 535

**BLOCO MÓVEL
4 GAVETAS**



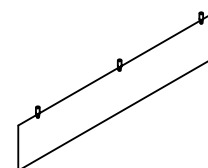
L P A
410 x 550 x 535

**BLOCO MÓVEL
GAVETA ARQUIVO**



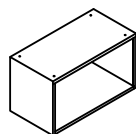
L P A
410 x 550 x 535

PAINEL FRONTAL



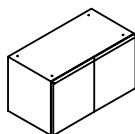
L A
1350 x 300
1550 x 300
1750 x 300

**ARMÁRIO PEQUENO
ABERTO**



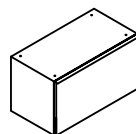
L P A
800 x 410 x 450

**ARMÁRIO PEQUENO
BATER**



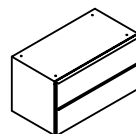
L P A
800 x 410 x 450

**ARMÁRIO PEQUENO
GAVETA ARQUIVO**



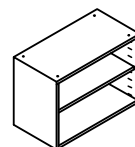
L P A
800 x 410 x 450

**ARMÁRIO PEQUENO
2 GAVETAS**



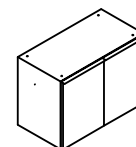
L P A
800 x 410 x 450

**ARMÁRIO GRANDE
ABERTO**



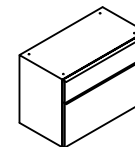
L P A
800 x 410 x 565

**ARMÁRIO GRANDE
BATER**



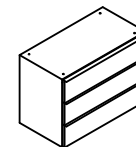
L P A
800 x 410 x 565

**ARMÁRIO GRANDE
GAVETA ARQUIVO**



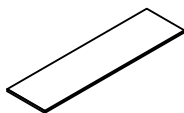
L P A
800 x 410 x 565

**ARMÁRIO GRANDE
3 GAVETAS**



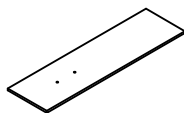
L P A
800 x 410 x 565

TAMPO PARA ARMÁRIO



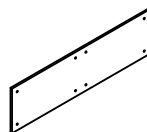
L P A
800 x 430 x 20
1600 x 430 x 20
2400 x 430 x 20

TAMPO PARA ARMÁRIO / PERNA



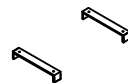
L P A
1600 x 450 x 20
1600 x 860 x 20

PAINEL DA COSTA



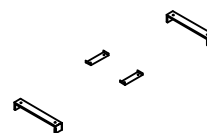
L P A
1600 x 18 x 450
1600 x 18 x 565

RODAPÉ SIMPLES



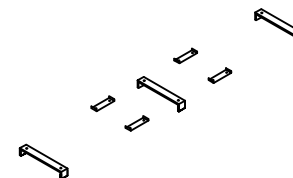
L P A
800 x 400 x 60

RODAPÉ DUPLO



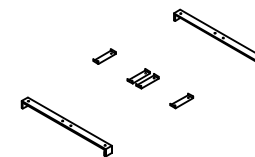
L P A
1600 x 400 x 60

RODAPÉ TRIPLO



L P A
2400 x 400 x 60

RODAPÉ QUÁDRUPLO



L P A
1600 x 810 x 60

linha
LUK

Luk Space é um sistema de mobiliário de escritório que através de um número reduzido de elementos, combinados entre si ou não, possibilitam uma personalização de espaço de trabalho, dando-lhe elegância e sensacionalidade, complementado pela gama cuidadosamente selecionada de acabamentos e cores disponíveis.

Luk Space is an office furniture system that through a reduced number of elements, combined or not, allow for a personalized workspace, giving you elegance and distinctive effect, complemented by carefully selected range of available finishes and colours.

Luk Space est une ligne de mobilier de bureau qui grâce à un nombre réduit d'éléments, combinés ou non, permet un espace de travail personnalisé, vous donnant l'élégance et l'émotion, complétée par gamme soigneusement sélectionnée de finitions et de couleurs disponibles.



Pormenor da estrutura cromada da secretária.
Detail of desk chromed structure.
Détail de la structure chromée du bureau.

LUK

Secretária 2000 x 900 mais alonga 900 x 600 com tampo de madeira de nogueira e estrutura em metal cromado.
Bloco de gavetas suspenso em preto com frentes em madeira nogueira e puxadores cromados.
Armário modular triplo em preto com frentes e tampo em nogueira, puxadores e pés cromados.
Cadeira Prestige ref. 4510 CR

Desk 2000 x 900 with side extension 900 x 600, walnut veneer top and chromed metal structure.
Suspended drawer unit in black with fronts in walnut veneer and chromed handles.
Triple low modular cabinets in black with fronts and top in walnut, chromed handles and legs.
Prestige chair ref. 4510 CR

Bureau de 2000 x 900 avec retour 900 x 600, plateau en placage noyer et structure en métal chromé.
Bloc de tiroirs suspendu en noir avec des façades en placage noyer et poignées chromées.
Armoire modulaire triple basse, en noir avec des façades et plateau en placage noyer, poignées et pieds chromés.
Chaise Prestige ref. 4510 CR







LUK

Secretária 1800 x 900 com tampo de madeira de nogueira e estrutura em metal cromado.
Bloco de gavetas suspenso em preto com frentes em madeira nogueira e puxadores cromados.
4 Armários modulares altos em preto com frentes e tampo em madeira de nogueira, puxadores e pés dos armários cromados.
Cadeira Prestige ref. 4510 CR

Desk 1800 x 900 with walnut veneer top and chromed metal structure.
Suspended drawer unit in black with fronts in walnut veneer and chromed handles.
4 high modular cabinets in black with fronts and top in walnut veneer, chromed handles and feet.
Prestige chair ref. 4510 CR

Bureau 1800 x 900 avec plateau en placage noyer et structure en métal chromé.
Bloc de tiroirs suspendu en noir avec façades en noyer et poignées chromées.
4 armoires modulaires hautes noires avec façades et plateau en placage noyer, poignées et pieds chromés.
Chaise Prestige président ref. 4510 CR



A linha LUK oferece uma gama de acabamentos e materiais cuidadosamente selecionados, que conjugados criam soluções capazes de responder a diferentes espaços, ambientes e necessidades.

The LUK line offers a range of carefully selected finishes and materials, combined to create solutions that respond to different spaces, environments and needs.

La ligne LUK offre une gamme de finitions et matériaux soigneusement sélectionnés, qui combinés créent des solutions qui répondent à différents espaces, environnements et besoins.





LUK

Secretária 2200 x 900 com tampo em madeira de carvalho estrutura pintada.
4 Armários modulares altos em branco com frentes e tampo em madeira carvalho, puxadores cromados e pés dos armários pintados.
Cadeira Sevilha ref. 1302

Desk 2200 x 900 in oak veneer and painted structure.
4 high modular cabinets in white with fronts and top in oak veneer, chromed handles and painted feet.
Sevilha chair ref. 1302

Bureau 2200 x 900 avec plateau en placage chêne, structure laquée.
4 armoires modulaires hautes blanches avec façades et plateaux en placage de chêne, poignées chromées et pieds laqués.
Chaise Sevilha ref. 1302

Mesa de reunião quadrada 1200 x 1200 com tampo em nogueira.
Mesa de reunião rectangular 2000 x 1100 com tampo em no-
gueira e estrutura em metal cromado.
6 Armários modulares altos em preto com frentes e tampo em
madeira nogueira, puxadores e pés dos armários cromados.
Cadeira Prestige ref. 4410 CR

Square meeting table 1200 x 1200 with walnut veneer.
Rectangular meeting table 2000 x 1100 with walnut veneer top
and chromed metal structure.
6 high modular cabinets in black with fronts and top in walnut
veneer, chromed handles and feet.
Prestige chair ref. 4410 CR

Table de réunion carrée 1200 x 1200, plateau en placage noyer.
Table de réunion rectangulaire 2000 x 1100, plateau en placage
noyer et structure en métal chromé.
6 armoires hautes modulaires noires avec façades et plateau en
placage noyer, poignées et pieds chromés.
Chaise Prestige ref. 4410 CR

LUK



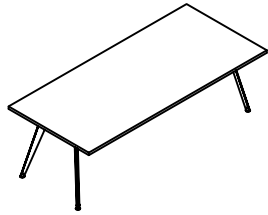
Mesa de reunião quadrada com tampo em nogueira.
Square meeting table with walnut veneer.
Table de réunion carrée plateau en placage noyer.






LUK (DADOS TÉCNICOS)

SECRETÁRIA




L P A
1800 x 900 x 745
2000 x 900 x 745
2200 x 900 x 745

ALONGA




L P A
900 x 600 x 715

MESA REUNIÃO QUADRADA



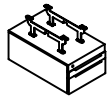
L P A
1100 x 1100 x 745
1200 x 1200 x 745

MESA REUNIÃO RETANGULAR



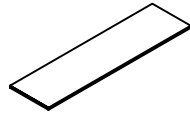
L P A
2000 x 1100 x 745
2400 x 1100 x 745

BLOCO SUSPENSO 2 GAVETAS



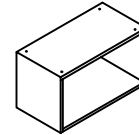
L P A
410 x 660 x 265

TAMPO PARA ARMÁRIO



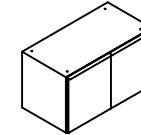
L P A
800 x 430 x 20
1600 x 430 x 20
2400 x 430 x 20

ARMÁRIO PEQUENO ABERTO



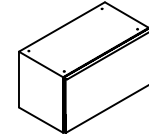
L P A
800 x 410 x 450

ARMÁRIO PEQUENO BATER



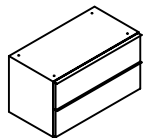
L P A
800 x 410 x 450

ARMÁRIO PEQUENO GAVETA ARQUIVO



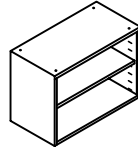
L P A
800 x 410 x 450

ARMÁRIO PEQUENO 2 GAVETAS



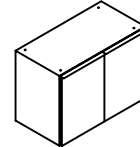
L P A
800 x 410 x 450

ARMÁRIO GRANDE ABERTO



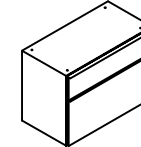
L P A
800 x 410 x 565

ARMÁRIO GRANDE BATER



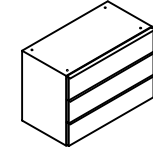
L P A
800 x 410 x 565

ARMÁRIO GRANDE GAVETA ARQUIVO



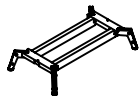
L P A
800 x 410 x 565

ARMÁRIO GRANDE 3 GAVETAS



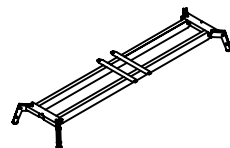
L P A
800 x 410 x 565

RODAPÉ SIMPLES



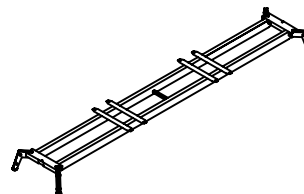
L P A
800 x 410 x 150

RODAPÉ DUPLO



L P A
1600 x 410 x 150

RODAPÉ TRIPLO



L P A
2400 x 410 x 150

linha
URBAN

URBAN

O mobiliário é delineado para clientes exigentes com um gosto identificado.
A linha Urban projeta-se sobre o conceito de prestígio revelado por linhas e perspectivas de grande impacto visual, sendo caracterizada pela sua forte personalidade.
Apresenta uma elegante combinação entre o clássico e as novas tendências de design.

The furniture is designed for demanding clients with an identified taste.
The Urban line is projected on the concept of prestige revealed by lines and perspectives of strong visual impact, it is characterized by its strong personality.
It offers an elegant combination of classic and new design trends.

Mobilier conçu pour des clients exigeants avec un goût identifié.
Ligne Urban projetée sur le concept de prestige, révélé par des lignes et des perspectives de fort impact visuel, elle se caractérise par sa forte personnalité.
Il offre une combinaison élégante entre le classique et les nouvelles tendances de design.

Secretária 1800 x 900 com tampo de madeira de zebrano e estrutura pintada.
Bloco Rodado 3 gavetas tampo de zebrano frentes metálicas pintadas .
Cadeira Mónaco ref. 0704 CR

Desk 1800 x 900 with zebrano veneer top and painted structure.
1x 3 drawer unit on wheels, zebrano veneer top and painted metal fronts.
Monaco chair ref. 0704 CR

Bureau 1800 x 900 avec plateau en placage de zebrano et structure laquée.
Bloc 3 tiroirs avec roulettes, plateau en placage de zebrano, façades métalliques laquées.
Chaise Monaco ref. 0704 CR







URBAN

Secretária 2200 x 900 com tampo de madeira de carvalho e estrutura pintada.

Módulo estrutural – 2 armários modulares baixos brancos com frentes e tampo em madeira de carvalho e puxadores cromados.

Armário modular triplo branco com frentes e tampo em madeira de carvalho e puxadores cromados.

Cadeira Prestige ref. 4510 CR

Desk 2200 x 900 with oak veneer top and painted structure.

Credenza support module - 2 white low modular cabinets with fronts and top in oak veneer and chromed handles.

Triple high modular cabinet in white, fronts and top in oak veneer and chromed handles.

Chair Prestige ref. 4510 CR

Bureau 2200 x 900 avec plateau en placage chêne et structure laquée.

Module porteur - 2 armoires basses modulaires blanches avec façades et plateau en chêne et poignées chromées.

Armoire modulaire triple haute blanche avec façades et plateau en chêne et poignées chromées.

Chaise président Prestige ref. 4510 CR



Armários com soluções mistas possibilitam criar uma relação entre a estética e a funcionalidade dotando o utilizador de diversos meios de arquivo.

Extensão de trabalho.

Neste sistema o foco centra-se na mesa, que parece ser formado a partir de uma única peça. Um sistema de armazenagem modular suporta a mesa e serve como contraste. Este programa facilita todas as formas de comunicação de escritório.

Cabinets with mixed solutions make it possible to create a relationship between aesthetics and functionality giving the user different storage solutions.

Work extension.

In this system the focus is made on the table which appears to be formed from a single piece. A modular storage system supports the table and serving as contrast. This program facilitates all forms of office communication.

Armoires avec des solutions mixtes qui permettent de créer une relation entre l'esthétique et la fonctionnalité donnant à l'utilisateur divers moyens d'archive.

Extension de plan de travail.

Dans ce système, le focus est mis sur la table qui semble être formée à partir d'une seule pièce. Un système modulaire de rangement supporte la table et servant de contraste. Ce programme facilite toutes les formes de communication de bureau.



Linha Urban, com um design sóbrio, aliado a detalhes diferenciadores. Incorpora o espírito direcional, com adaptabilidade a espaços individuais ou coletivos e espaços de reunião. Linha que proporciona soluções complementares com o intuito de se ajustar à necessidade de cada projeto de forma direcionada e individual. Painéis laterais elegantes parecem carregar um imponente tampo de 50 mm com facilidade. Enriquecidos por materiais da melhor qualidade, lacados e madeiras selecionadas permitem a possibilidade de um toque pessoal num escritório executivo.

Urban line, a sober design combined with differentiating details. Incorporates directional spirit, with adaptability to individual or collective and meeting spaces. Line which provides additional solutions in order to fit the needs of each project directly and individually.

Elegant side panels seem to carry an imposing top of 50 mm with ease. Enriched by the best quality materials, lacquers and selected woods allowing the possibility of a personal touch in the executive office.

Ligne Urban, avec un design sobre, allié à des détails différenciateurs. Intègre un esprit directionnel avec la capacité d'adaptation à des espaces individuels ou collectifs et des espaces de réunion. Ligne qui fournit des solutions complémentaires pour répondre aux besoins de chaque projet de forme orientée et individuelle. Panneaux latéraux élégants qui semblent porter, un plateau imposant de 50 mm, avec facilité. Enrichi par des matériaux de qualité, des laques et bois sélectionnés qui permettent la possibilité d'une touche personnelle dans un bureau exécutif.

Secretária 2000 x 900 com tampo de madeira de sucupira e estrutura pintada.
Mesa de apoio 1200 x 600 com tampo de madeira de sucupira e estrutura pintada.
Blocos estruturais metálicos com frentes metálicas pintadas.
Cadeira Luso ref. 1910

Desk 2000 x 900 desk with sucupira veneer top and painted structure.
Support table 1200 x 600 with sucupira veneer top and painted structure.
Credenza support module with painted metal fronts.
Luso chair ref. 1910

Bureau 2000 x 900 avec plateau en placage de sucupira et structure laquée.
Table d'appuis 1200 x 600 avec plateau en placage de sucupira et structure laquée.
Blocs structurels en métal avec des façades en métal laqués.
Chaise Luso ref. 1910



URBAN



URBAN

Reunião. Singularidade num produto que tem o aço como base estrutural, partilha protagonismo com imponentes tampos de madeira ou lacados, resultando uma combinação de materiais bastante apelativos.

Meeting. Uniqueness in a product which has a structural steel base and imposing wooden or lacquered tops, resulting in a very appealing combination of materials.

Réunion. La singularité du produit est due à une structure d'acier et des imposants plateaux de bois ou laqués, résultant en une combinaison très attrayante de matériaux.





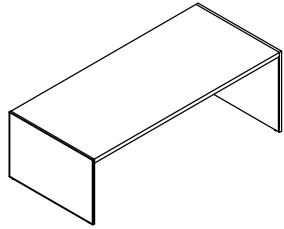
Mesa de reunião rectangular 2300 x 1100
com tampo em carvalho e estrutura em
metal pintada.
Cadeira Prestige ref. 4310 CR

Rectangular meeting table 2300 x 1100
with oak veneer top and metal painted
structure.
Prestige chair ref. 4310 CR

Table de réunion rectangulaire de 2300 x
1100, plateau chêne et structure en métal
laqué.
Chaise Prestige ref. 4310 CR

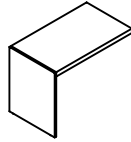
URBAN (DADOS TÉCNICOS)

SECRETÁRIA



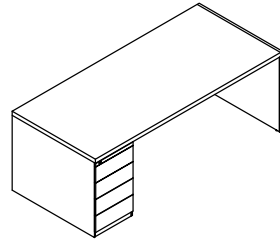
L P A
1800 x 900 x 750
2000 x 900 x 750
2200 x 900 x 750

ALONGA



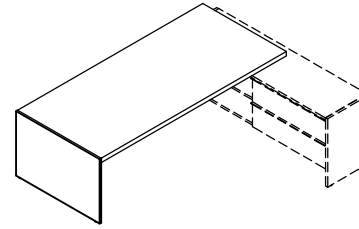
L P A
1000 x 600 x 750

SECRETÁRIA PERNA / BLOCO



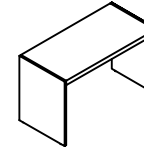
L P A
2000 x 900 x 750
2200 x 900 x 750

SECRETÁRIA PERNA / ARMÁRIO



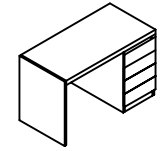
L P A
2000 x 900 x 750
2200 x 900 x 750

MESA APOIO



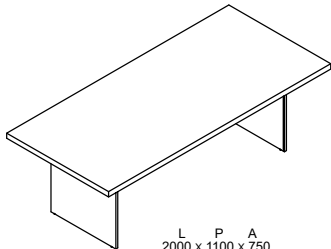
L P A
1200 x 600 x 750

MESA APOIO COM BLOCO LATERAL



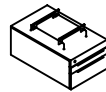
L P A
1200 x 600 x 750

MESA REUNIÃO RETANGULAR



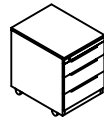
L P A
2000 x 1100 x 750
2300 x 1100 x 750

**BLOCO PLUS
SUSPENSO 2 GAVETAS**



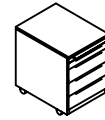
L P A
410 x 660 x 265

**BLOCO MÓVEL
3 GAVETAS**



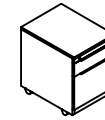
L P A
410 x 550 x 535

**BLOCO MÓVEL
4 GAVETAS**



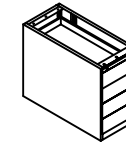
L P A
410 x 550 x 535

**BLOCO MÓVEL
GAVETA ARQUIVO**



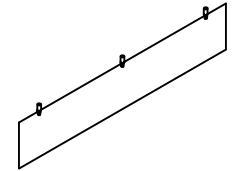
L P A
410 x 550 x 535

**BLOCO LATERAL
4 GAVETAS 600/900**



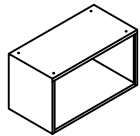
L P A
410 x 600 x 685
410 x 900 x 685

PAINEL FRONTAL



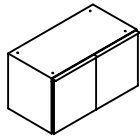
L A
1350 x 300
1550 x 300
1750 x 300

**ARMÁRIO PEQUENO
ABERTO**



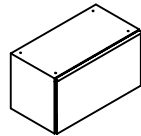
L P A
800 x 410 x 450

**ARMÁRIO PEQUENO
BATER**



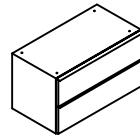
L P A
800 x 410 x 450

**ARMÁRIO PEQUENO
GAVETA ARQUIVO**



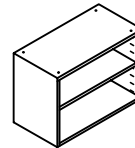
L P A
800 x 410 x 450

**ARMÁRIO PEQUENO
2 GAVETAS**



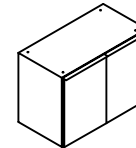
L P A
800 x 410 x 450

**ARMÁRIO GRANDE
ABERTO**



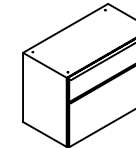
L P A
800 x 410 x 565

**ARMÁRIO GRANDE
BATER**



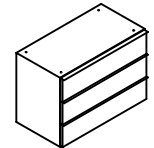
L P A
800 x 410 x 565

**ARMÁRIO GRANDE
GAVETA ARQUIVO**



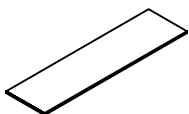
L P A
800 x 410 x 565

**ARMÁRIO GRANDE
3 GAVETAS**



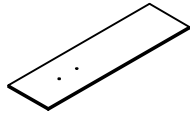
L P A
800 x 410 x 565

TAMPO PARA ARMÁRIO



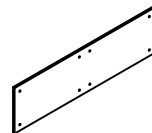
L P A
800 x 430 x 20
1600 x 430 x 20
2400 x 430 x 20

TAMPO ARMÁRIO / PERNA



L P A
1600 x 450 x 20
1600 x 860 x 20

PAINEL DA COSTA



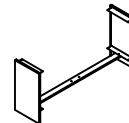
L P A
1600 x 18 x 450
1600 x 18 x 565

**RODAPÉ SIMPLES
630 / 735 / 1300**



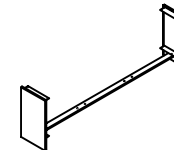
L P A
800 x 410 x 630
800 x 410 x 730
800 x 410 x 1300

**RODAPÉ DUPLO
630 / 735 / 1300**



L P A
1600 x 410 x 630
1600 x 410 x 730
1600 x 410 x 1300

**RODAPÉ TRIPLÓ
630 / 735 / 1300**



L P A
2400 x 410 x 630
2400 x 410 x 730
2400 x 410 x 1300

linha
DINAMIK

É uma linha de mobiliário executivo projetado para atender plenamente as necessidades dos novos ambientes de trabalho. O design das pernas, sofisticado e inesperado, produzidas em aço 50x15mm, adota uma leveza e eficácia estrutural.

It is an executive furniture line designed to fully meet the needs of new work environments. The design of the legs, sophisticated and unexpected, produced in steel 50x15mm, adopts a light weight and structural efficiency.

C'est une ligne de mobilier de direction conçue pour répondre pleinement aux besoins des nouveaux environnements de travail. Le design des pieds, sophistiqué et inattendu, produit en acier de 50x15mm, adopte un légèreté et l'efficacité structurelle.

Secretária 2000 x 900 com tampo em madeira de sucupira e estrutura em metal cromado.
Módulo estrutural duplo - 4 armários modulares baixos em preto com frentes e tampo em madeira de sucupira e puxadores cromados.
4 Armários modulares altos em preto com frentes e tampo em madeira de sucupira, puxadores e pés cromados.
Cadeira Milão ref. 1202 CR

Desk 2000 x 900 with sucupira veneer top and chromed metal structure.
Credenza support module - 4 low modular cabinets in black with fronts and top in sucupira veneer and chromed handles.
4 high modular cabinets in black with fronts and top in sucupira veneer, chromed handles and legs.
Milão chair ref. 1202 CR

Bureau 2000 x 900 avec plateau en placage de sucupira et structure en métal chromé.
Module porteurs double - 4 armoires basses modulaires noires avec façades et plateaux en placage de sucupira, poignées et pieds chromées.
4 armoires modulaires hautes noires avec des façades et plateau en bois sucupira, poignées et pieds chromés.
Chaise président Milão ref. 1202 CR



DINAMIK







Armários

Desenvolveram-se vários módulos que permitem ao utilizador configurar o móvel que deseja, personalizando-os.

Diversos tipos de sistemas de abertura e de materiais personalizam uma gama alargada de soluções nos mais diversos tamanhos.

Cabinets

We have developed several modules that allow the user to configure the item he wants, customizing them.

Various types of opening and materials customize an extended range of solutions in various sizes.

Armoires

Il existe plusieurs modules qui permettent à l'utilisateur de configurer le meuble que vous souhaitez et de les personnaliser.

Différents types de systèmes d'ouverture et de matériaux personnalisent une gamme étendue de solutions dans les plus diverses tailles.

DINAMIK

Secretaria 1800 x 900 tampo em madeira de carvalho e estrutura em metal pintada.

4 Armários modulares altos em branco com frentes e tampo em madeira de carvalho, puxadores cromados e pés pintados.

Cadeira Milão ref. 1202 CR

Desk 1800 x 900 with oak veneer top and painted metal structure.

4 High modular cabinets in white with fronts and top in oak veneer, chromed handles and painted feet.

Milão chair ref. 1202 CR

Bureau 1800 x 900, plateaux en placage chêne et structure en métal laqué.

4 Armoires modulaires hautes en blanc avec des façades et plateau en placage de chêne, poignées chromées et pieds laqués.

Chaise président Milão ref. 1202 CR

As mesas individuais do sistema Dinamik permitem a junção de uma estrutura lateral. A simplicidade do sistema possibilita criar postos de trabalho individuais de grandes dimensões, oferecendo uma grande comodidade.

The Dinamik system individual tables allow the joining of a side structure. The simplicity of the system makes it possible to create large individual work areas, offering a great convenience.

Les tables individuelles du système Dinamik permettent l'union d'une structure latérale. La simplicité du système permet de créer des postes de travail individuels de grande dimension, offrant un grand confort.

Secretária 2000 x 900 com alonga 900 x 600 com tampo de madeira de sucupira e estrutura em metal cromado.

3 Armários modulares altos em preto com frentes e tampo em madeira de sucupira, puxadores e pés cromados.

Cadeiras Mónaco ref. 0704 CR | 0804 CR

Desk 2000 x 900 with side extension 900 x 600 with sucupira veneer top and chromed metal structure.

3 high modular cabinets in black with fronts and top in sucupira veneer, chromed handles and legs.

Monaco chairs ref. 0704 CR | 0804 CR

Bureau 2000 x 900 avec retour de 900 x 600, plateau en placage de sucupira et structure en métal chromé.

3 armoires modulaires hautes noires avec façades et plateaux en placage de sucupira, poignées et pieds chromés.

Chaises Monaco ref. 0704 CR | 0804 CR





DINAMIK



DINAMIK

Secretária 2200 x 900 com tampo lacado e estrutura metálica pintada.
Módulo estrutural - 2 Armários modulares baixos brancos com frentes e tampo lacados e puxadores cromados.
Mesa de reuniões redonda de 1200 com tampo lacado e estrutura metálica pintada.
Cadeiras Mónaco ref. 0704 CR | 0804 CR

Desk 2200 x 900 with lacquered top and painted metallic structure.
Credenza support module - 2 white low modular cabinets with lacquered fronts and top, chromed handles.
Round meeting table in 1200 with lacquered top and painted metal structure.
Monaco chairs ref. 0704 CR | 0804 CR

Bureau 2200 x 900 avec plateau et structure métallique laqués.
Module porteur - 2 armoires basses modulaires blanches avec façades et plateaux laqués, poignées chromées.
Table de réunion ronde en 1200 avec plateau et structure en métal, laqués.
Chaises Monaco ref. 0704 CR | 0804 CR



Combinado com uma área de trabalho revestido com materiais de elevada qualidade, esta linha pode ser inserida em diferentes ambientes de estética moderna.

Extensão de trabalho. A Dinamik é uma linha de direção, onde a configuração por módulos permite responder de uma forma personalizada às necessidades operativas de um posto com estas características.

Combined with a desktop coated with high-quality materials, this line can be inserted into different modern aesthetic environments.

Work Extension. Dinamik is an Executive line, where the modules configuration allows us to respond in a personalized way to the operational needs of a work area with these characteristics.

Associé à un plan de travail revêtu de matériaux de haute qualité, cette ligne peut être insérée dans différents environnements esthétiques modernes.

Extension de plan de travail. Dinamik est une ligne de direction, où la configuration des modules nous permet de répondre de façon personnalisée aux besoins opérationnels d'un poste de travail avec ces caractéristiques.



Mesa de reunião rectangular 4000 x 1100 com tampo em wengué e estrutura em metal cromado.
Cadeira Prestige ref. 4310 CR.

Rectangular meeting table 4000 x 1100 with top in veneer wenge finish and structure in chromed metal.
Prestige chair ref. 4310 CR

Table de réunion rectangulaire 4000 x 1100 avec plateau en placage finition wengé et structure en métal chromé.
Chaise Prestige ref. 4310 CR





DINAMIK



Sala de reuniões.

A forma e a leveza da estrutura da linha Dinamik cria uma solução duradoura e sólida com um toque de clássico.

Cada componente, acessório ou elemento oferece o melhor em termos de fiabilidade, funcionalidade, conforto e prazer estético. Combinados com superfícies de trabalho elegantes, revestidas por lacados ou madeira nobres de máxima qualidade, tornam o lugar repleto de comunicação e eficácia.

Meeting room.

The shape and lightness of Dinamik line structure creates a lasting and solid solution with a classic touch. Each component, accessory or element offers the best in terms of reliability, functionality, comfort and aesthetic pleasure. Combined with elegant work surfaces, coated with lacquer or top quality noble wood, make the place full of communication and effectiveness.

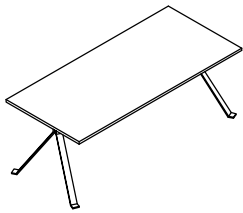
Salle de réunion.

La forme et la légèreté de la structure de ligne Dinamik créent une solution durable et solide avec une touche classique.

Chaque composant, accessoire ou élément, offre le meilleur en termes de fiabilité, de fonctionnalité, de confort et de plaisir esthétique. L'union d'élégantes surfaces de travail, revêtues de laque ou de bois nobles de qualité supérieure, rendent le lieu rempli de communication et d'efficacité.

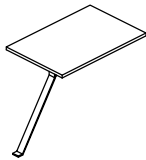
DINAMIK (DADOS TÉCNICOS)

SECRETÁRIA



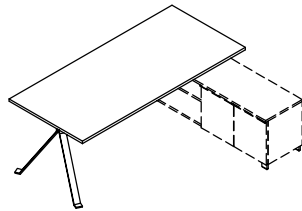
L P A
1800 x 900 x 750
2000 x 900 x 750
2200 x 900 x 750

ALONGA



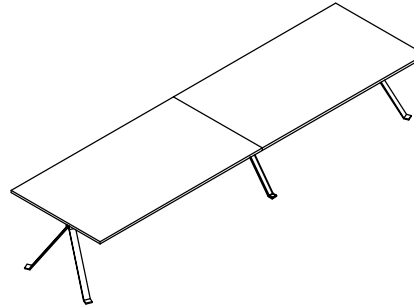
L P A
1000 x 600 x 750

SECRETÁRIA PERNA / ARMÁRIO



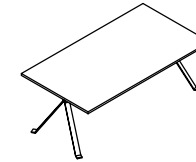
L P A
2000 x 900 x 750
2200 x 900 x 750

MESA REUNIÃO RETANGULAR DUPLA



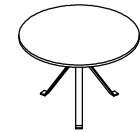
L P A
3600 x 1100 x 750
4000 x 1100 x 750
4600 x 1100 x 750

MESA REUNIÃO RETANGULAR



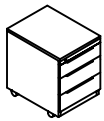
L P A
1800 x 1100 x 750
2000 x 1100 x 750
2300 x 1100 x 750

MESA REUNIÃO REDONDA



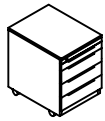
Ø A
Ø1000 x 750
Ø1100 x 750
Ø1200 x 750

**BLOCO MÓVEL
3 GAVETAS**



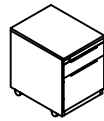
L P A
410 x 550 x 535

**BLOCO MÓVEL
4 GAVETAS**



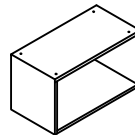
L P A
410 x 550 x 535

**BLOCO MÓVEL
GAVETA ARQUIVO**



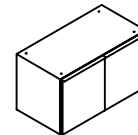
L P A
410 x 550 x 535

**ARMÁRIO PEQUENO
ABERTO**



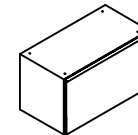
L P A
800 x 410 x 450

**ARMÁRIO PEQUENO
BATER**



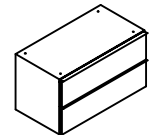
L P A
800 x 410 x 450

**ARMÁRIO PEQUENO
GAVETA ARQUIVO**



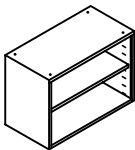
L P A
800 x 410 x 450

**ARMÁRIO PEQUENO
2 GAVETAS**



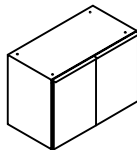
L P A
800 x 410 x 450

**ARMÁRIO GRANDE
ABERTO**



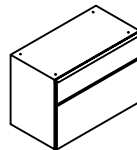
L P A
800 x 410 x 565

**ARMÁRIO GRANDE
BATER**



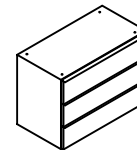
L P A
800 x 410 x 565

**ARMÁRIO GRANDE
GAVETA ARQUIVO**



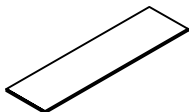
L P A
800 x 410 x 565

**ARMÁRIO GRANDE
3 GAVETAS**



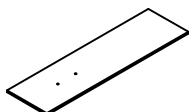
L P A
800 x 410 x 565

TAMPO PARA ARMÁRIO



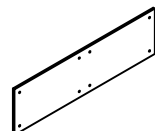
L P A
800 x 430 x 20
1600 x 430 x 20
2400 x 430 x 20

TAMPO PARA ARMÁRIO / PERNA



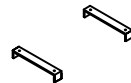
L P A
1600 x 450 x 20
1600 x 860 x 20

PAINEL DA COSTA



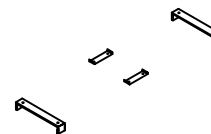
L P A
1600 x 18 x 450
1600 x 18 x 565

RODAPÉ SIMPLES



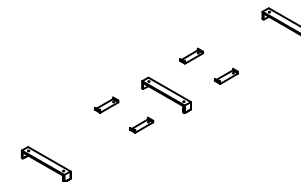
L P A
800 x 400 x 60

RODAPÉ DUPLO



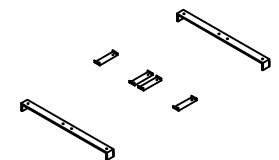
L P A
1600 x 400 x 60

RODAPÉ TRIPLO



L P A
2400 x 400 x 60

RODAPÉ QUÁDRUPLO



L P A
1600 x 810 x 60

linha
ARQUI SQUARE & ARQUI FLY





Sistema de mesas de trabalho e de elementos modulares simples que possibilitam a planificação e organização de diferentes espaços, provida de uma estrutura metálica dispõe de dois tipos de pernas diferentes, fechado "o" e aberto "n".

Working tables system with simple modular elements that allow the planning and organization of different spaces, fitted with a metal structure which has two different type of legs: closed in "o" shape or open "n" an arch shape.

Système de tables de travail d'éléments modulaires simples qui permettent la planification et l'organisation des différents espaces, équipés d'une structure métallique avec deux types de pieds différents: fermé "o" ou ouvert en "n".

ARQUI SQUARE C8

Secretária 1800 x 800 com alonga 1000 x 600 e painel frontal metálico, tampo de melamina nogueira e estrutura metálica pintada.

2 x Armários 1520 x 900 estrutura branca com portas em melamina nogueira.

1 x Armário aberto 1520 x 473 estrutura e prateleiras brancas.

Cadeiras Milão ref. 1102 CR

Desk 1800 x 800 with side extension 1000 x 600, modesty panel in metal, walnut melamine top and painted metallic structure.

2 x cabinets 1520 x 900 white structure with doors in melamine walnut.

1 x open cabinet 1520 x 473 white frame and shelves.

Milão chairs ref. 1102 CR

Bureau 1800 x 800 avec retour 1000 x 600 et voile de fond en métal, plateau en mélamine noyer haut et structure métallique laquée.

2 x armoires 1520 x 900, structure blanche avec des portes en mélamine noyer.

1 x armoire ouverte 1520 x 473, structure et étagères blanches.

Chaises Milão ref. 1102 CR

Secretária 1600 x 800 com tampo de melamina zebrano e estrutura metálica pintada.
Bloco suspenso de 3 gavetas em melamina zebrano e estrutura pintada.
Armário modular duplo baixo pintado à cor alumínio com frentes e tampo em melamina zebrano, puxadores cromados e pés pintados.
Cadeira Sagres ref. 2816

1600 x 800 desk with zebrano melamine top and metal painted structure.
Suspended 3 drawer unit, in zebrano melamine and metal painted structure.
Double low modular cabinets painted aluminium colour, fronts and top in zebrano melamine, chromed handles and painted feet.
Sagres chair ref. 2816

Bureau 1600 x 800 avec plateau en mélamine zebrano et structure en métal laqué.
Bloc suspendu de 3 tiroirs en mélamine zebrano et structure en métal laqué.
Armoire modulaire double bas laqué couleur aluminium, façades et plateau en mélamine zebrano, poignées chromées et pieds laqués.
Chaise Sagres ref. 2816





ARQUI SQUARE C8





Com uma estrutura metálica em branco, preto ou metalizado e tampo de vidro são mais uma opção da linha Arqui que em conjunto com as restantes alternativas permitem em grandes instalações demarcar hierarquias ou zonas sem perder a imagem ordenada e esteticamente agradável.

With a metal structure in white, black or metal colour and glass top, it is an additional option for Arqui line that together with the other alternatives allow for large installations to demarcate hierarchies or areas without losing the orderly and aesthetically pleasing image.

Avec une structure métallique en blanc, noir ou métallisée et plateau en verre, c'est une option de plus pour la ligne Arqui qui avec les autres alternatives permettent pour les grandes installations de délimiter des hiérarchies ou des zones sans perdre l'image ordonnée et esthétique.

ARQUI SQUARE C8

Secretária 2000 x 800 e alonga 1000 x 600, com tampo de vidro fosco e estrutura metálica pintada.
3 x Armários 1520 x 900 estrutura pintada e portas em melamina branca.
1 x Bloco rodado de 3 gavetas, estrutura e gavetas metálicas pintadas.
Tampo em melamina branca.
Cadeira Lisboa ref. 0516

Desk 2000 x 800 and side extension 1000 x 600, with frosted glass top and painted metallic structure.
3 x cabinets 1520 x 900 with painted structure and white melamine doors.
1 x 3 drawer unit on wheels, painted metal drawers and structure.
White melamine top.
Lisboa chair ref. 0516

Bureau 2000 x 800 et retour 1000 x 600, avec plateau en verre dépoli et structure métallique laquée.
3 x armoires 1520 x 900, structures laquées et portes en mélamine blanche.
1 x Bloc de 3 tiroirs sur roulettes, structure et tiroirs en métal laqué.
Plateau en mélamine blanche.
Chaise Lisboa ref. 0516



ARQUI SQUARE C16





6 x postos de trabalho 1600 x 800, com tampos melamina cinza e estrutura metálica pintada.
3 x painéis frontais em melamina branca.
3 x Armários 1520 x 900 estrutura pintada e portas em melamina cinza.
6 x Bloco rodado de 3 gavetas, estrutura e gavetas metálicas pintadas, tampo em melamina cinza.
Cadeiras Viseu ref. 4216

6 x workstations 1600 x 800, with grey melamine tops and painted metallic structure.
3 x screen panels in white melamine.
3 x cabinets 1520 x 900, painted structure and doors in grey melamine.
6 x 3 drawer units on wheels, painted metal drawers and structure, top in grey melamine.
Viseu chairs ref. 4216

6 x postes de travail 1600 x 800, avec des plateaux en mélamine grise et structure métallique laquée.
3 x panneaux écran en mélamine blanche.
3 x armoires 1520 x 900 structure laquée et portes en mélamine grise.
6 x bloc de 3 tiroirs à roulettes, structure et tiroirs en métal laqué, plateau en mélamine grise.
Chaises Viseu ref. 4216





Arqui System é uma nova interpretação de espaço, graças a elementos e acessórios compatíveis entre si, que podem funcionar individualmente ou em conjunto, respondendo assim às exigências funcionais e estéticas do espaço que os acolhem e do qual pretendem fazer parte integrante.

Arqui System is a new interpretation of space, thanks to compatible elements and accessories to each other, that can work individually or together, thus responding to the functional and aesthetic requirements of the space that host them and they wish to be part.

Le Système Arqui est une nouvelle interprétation de l'espace, grâce à des éléments et accessoires compatibles les uns aux autres, qui peuvent travailler individuellement ou ensemble, répondant ainsi aux exigences fonctionnelles et esthétiques de l'espace qui les accueillent et duquel ils souhaitent faire partie.

ARQUI FLY A8

Secretária 1800 x 800 com alonga 1000 x 600 e painel frontal de melamina, tampos de melamina carvalho e estrutura metálica pintada.

2 x Armários 1520 x 900 estrutura pintada e portas de bater em melamina carvalho.

1 x Armário 1520 x 900 portas de correr de vidro, estrutura pintada.

Cadeiras Mónaco ref. 0704 CR | 0804 CR

Desk 1800 x 800 with side extension 1000 x 600, modesty panel in melamine, oak melamine tops and painted metallic structure.

2 x cabinets 1520 x 900 with painted frame and hinged door in oak melamine.

1 x cabinet 1520 x 900 with sliding glass doors, painted structure.

Monaco chairs ref. 0704 CR | 0804 CR

Bureau 1800 x 800 avec retour 1000 x 600, voile de fond en mélamine, plateaux en mélamine chêne et structure métallique laquée.

2 x armoires 1520 x 900 structure laquée et portes à battant en mélamine chêne.

1 x armoire 1520 x 900 avec portes coulissantes en verre, structure laquée.

Chaises Monaco ref. 0704 CR | 0804 CR

Secretária 1600 x 800 com tampo de melamina nogueira e estrutura pintada.
Armário modular duplo baixo, estrutura metálica pintada, frentes e tampo em melamina com puxadores cromados.
6 x Armários modulares baixos, estrutura metálica pintada, frentes e tampo em melamina com puxadores cromados.
Cadeiras Luso ref. 1910 | 4316

Desk 1600 x 800 with walnut melamine top and painted structure.
Double modular low cabinet, painted metallic structure, fronts and top in melamine with chromed handles.
6 x low modular cabinets, painted metallic structure, fronts and top in melamine with chromed handles.
Luso chairs ref. 1910 | 4316

Bureau 1600 x 800 avec plateau en mélamine noyer et structure peinte.
Armoire modulaire double basse, structure métallique laquée, façades et plateaux en mélamine avec poignées chromées.
6 x armoires modulaires basses, structure métallique laquée, façades et plateaux en mélamine avec poignées chromées.
Chaises Luso ref. 1910 | 4316





ARQUI FLY A8





Vidro lacado preto
Painted black glass
Verre laqué noir



Secretária 1800 x 800 com tampo de vidro e estrutura pintada.
Bloco suspenso de 3 gavetas em melamina preta e estrutura pintada.
Mesa de reuniões 1200 x 1200 com tampo de vidro e estrutura pintada.
Armário modular duplo alto, estrutura metálica pintada, frentes e tampo em melamina com puxadores cromados.
2 x Armários 1520 x 900 estrutura pintada e portas de bater em melamina preta.
Cadeiras Milão ref. 1202 CR | 1002 CR

Desk 1800 x 800 with glass top and painted structure.
Suspended 3 drawer unit in black melamine and painted structure.
Meeting table 1200 x 1200 with glass top and painted structure.
Double modular high cabinets, painted metallic structure, fronts and top in melamine with chromed handles.
2 x cabinets 1520 x 900, painted frame and hinged doors in black melamine.
Milão chairs ref. 1202 CR | 1002 CR

Bureau 1800 x 800 avec plateau en verre et structure laquée.
Bloc suspendu de 3 tiroirs en mélamine noire et structure laquée.
Table de réunion 1200 x 1200 avec plateau verre et structure laquée.
Armoire modulaire double haute, structure métallique laquée, façades et plateau en mélamine avec poignées chromées.
2 x armoires 1520 x 900 structure laquée et portes à battant en mélamine noire.
Chaises Milão ref. 1202 CR | 1002 CR



ARQUI FLY A8





6 x postos de trabalho 1600 x 800, com tampos melamina cinza escuro e estrutura metálica pintada.
3 x painéis frontais em melamina cinza.
3 x Armários 1520 x 900 estrutura metálica pintada e portas de bater em melamina cinza escura.
6 x Blocos estruturais de gavetas, estrutura metálica pintada e gavetas de melamina cinza escura.
Cadeiras Sintra ref. 3316 CR

6 x workstations 1600 x 800, with dark grey melamine tops and painted metallic structure.
3 x screen panels in grey melamine.
3 x cabinets 1520 x 900 with painted metal frame and dark grey melamine hinged door.
6 x support drawer units, painted metal frame and dark grey melamine drawers.
Sintra chairs ref. 3316 CR

6 x postes de travail 1600 x 800, avec des plateaux mélaminés gris foncé et structure métallique laquée.
3 x panneaux écran en mélamine grise.
3 x armoires 1520 x 900 structure en métal laqué et porte à battant en mélamine gris foncé.
6 x blocs porteurs de tiroirs, structure en métal laqué et tiroirs en mélamine grise.
Chaises Sintra ref. 3316 CR



O conceito de modularidade é há muito um dado adquirido no mundo empresarial. O desafio consiste em firmar um compromisso entre convivência, produtividade e conforto. Uma adequada junção dos postos de trabalho, proporciona um melhor trabalho de equipa.

The concept of modularity has long been taken for granted in business. The challenge is to make a commitment between living, productivity and comfort. A suitable combination of workstations, provides better teamwork.

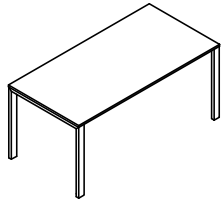
Le concept de modularité est depuis longtemps assimilé par le monde des affaires. Le défi consiste à prendre un compromis entre convivialité, productivité et confort. Une combinaison appropriée de plans de travail, offre un meilleur travail d'équipe.



ARQUI FLY A16

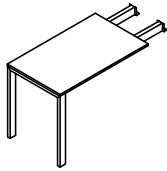
ARQUI (DADOS TÉCNICOS)

ARQUI FLY A8



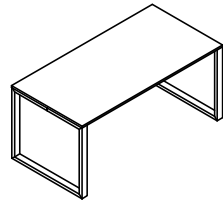
L P A
1200 x 800 x 745
1400 x 800 x 745
1600 x 800 x 745
1800 x 800 x 745
2000 x 800 x 745

ALONGA FLY



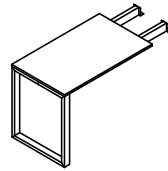
L P A
1000 x 600 x 745

ARQUI SQUARE C8



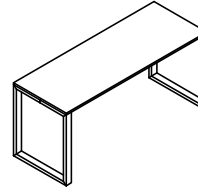
L P A
1200 x 800 x 745
1400 x 800 x 745
1600 x 800 x 745
1800 x 800 x 745
2000 x 800 x 745

ALONGA SQUARE



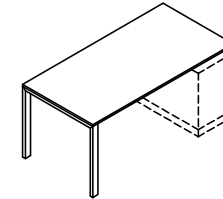
L P A
1000 x 600 x 745

ARQUI SQUARE C6



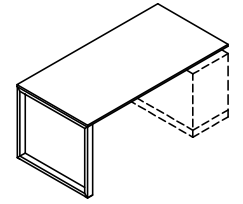
L P A
1200 x 600 x 745
1400 x 600 x 745
1600 x 600 x 745
1800 x 600 x 745
2000 x 600 x 745

ARQUI FLY A8 PERNA BLOCO ESTRUTURAL



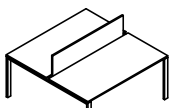
L P A
1600 x 800 x 745
1800 x 800 x 745
2000 x 800 x 745

ARQUI SQUARE C8 PERNA BLOCO ESTRUTURAL

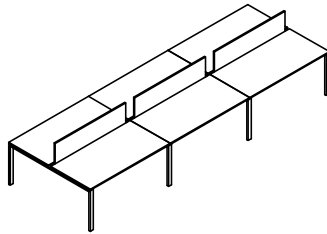


L P A
1600 x 800 x 745
1800 x 800 x 745
2000 x 800 x 745

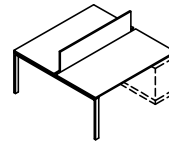
ARQUI FLY A16



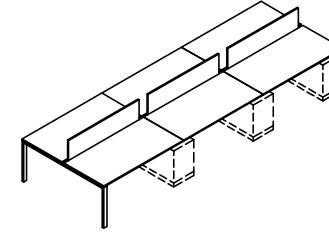
L P A
1200 x 1645 x 745
1400 x 1645 x 745
1600 x 1645 x 745
1800 x 1645 x 745
2000 x 1645 x 745



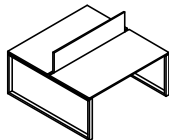
ARQUI FLY A16 PERNA / BLOCO ESTRUTURAL



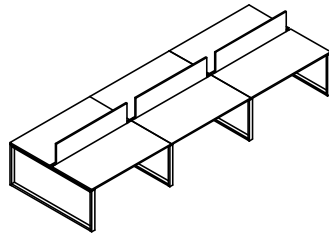
L P A
1600 x 1645 x 745
1800 x 1645 x 745
2000 x 1645 x 745



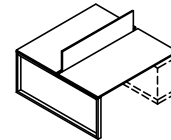
ARQUI SQUARE C16



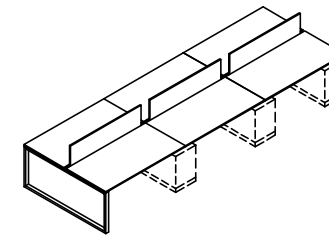
L P A
1200 x 1645 x 745
1400 x 1645 x 745
1600 x 1645 x 745
1800 x 1645 x 745
2000 x 1645 x 745



ARQUI SQUARE C16 PERNA / BLOCO ESTRUTURAL



L P A
1600 x 1645 x 745
1800 x 1645 x 745
2000 x 1645 x 745



CPU SUSPENSO



L P A
250 x 515 x 540

BLOCO SUSPENSO 2 GAVETAS



L P A
410 x 540 x 360

BLOCO SUSPENSO 3 GAVETAS



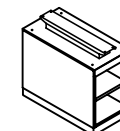
L P A
410 x 540 x 360

BLOCO SUSPENSO GAVETA ARQUIVO



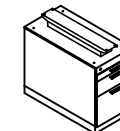
L P A
410 x 540 x 360

BLOCO ESTRUTURAL ABERTO



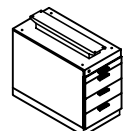
L P A
410 x 800 x 715

BLOCO ESTRUTURAL GAVETA ARQUIVO



L P A
410 x 800 x 715

BLOCO ESTRUTURAL 4 GAVETAS



L P A
410 x 800 x 715

linha
COLÓNIA

COLÓNIA

Secretária 2000 x 996 com alonga 992 x 611 e painel frontal metálico, tampo em madeira de wengue e estrutura metálica pintada.

1 x Bloco rodado de 4 gavetas, estrutura metálica pintada, gavetas e tampo em madeira de wengué.

1 x Armário 760 x 900 estrutura pintada e portas e tampo em madeira de wengué.

1 x Armário 760 x 900 estrutura pintada e portas de correr em vidro, tampo em madeira de wengué.

Cadeira Mónaco ref. 0704 CR

Desk 2000 x 996 with side extension 992 x 611, metal modesty panel, wenge veneer top and painted metallic structure.

1 x 4 drawer unit on wheels, painted metal structure, drawers and top in wenge veneer finish.

1 x cabinet 760 x 900, painted structure, doors and top in wenge veneer finish.

1 x cabinet 760 x 900, painted structure and sliding doors in glass, top in wenge veneer finish.

Monaco chair ref. 0704 CR

Bureau 2000 x 996 avec retour de 992 x 611 et voile de fond en métal, plateau en placage finition wengé et structure métallique laquée.

1 x bloc de 4 tiroirs à roulettes, la structure peinte en métal, tiroirs et plateau en placage wengé.

1 x armoire 760 x 900 structure laquée, portes et plateau en placage finition wengé.

1 x armoire 760 x 900 structure laquée, portes coulissantes en verre et plateau en placage finition wengé.

Chaise Monaco ref. 0704 CR





A linha Colónia caracterizada pela sua forte personalidade, com uma estrutura metálica que suporta uma superfície de trabalho elegante de formato curvilíneo, torna esta linha numa forte presença em espaços de prestígio.

Colonia Line is characterized by its strong personality, with a metallic structure that supports an elegant working top with curved shape, that gives this line a strong presence in prestigious spaces.

La ligne Colonia caractérisée par sa forte personnalité, avec une structure métallique qui supporte un plan de travail élégant de forme incurvé, donne à cette ligne une forte présence dans des espaces prestigieux.



Secretária 2300 x 996 com alonga 992 x 611 e painel frontal metálico, tampo em madeira de Cerejeira e estrutura metálica pintada.
Cadeira Milão ref. 1202

Desk 2300 x 996 with side extension 992 x 611, metal modesty panel, top in cherry veneer and painted metallic structure.
Milão chair ref. 1202

Bureau 2300 x 996 avec retour 992 x 611, voile de fond en métal, plateau en placage de merisier et structure métallique laquée.
Chaise Milão ref. 1202

COLÓNIA

Secretária 2000 x 996 com alonga 992 x 611 e lágrima Ø 1100, painel frontal metálico, tampo em madeira de cerejeira e estrutura metálica pintada.
1 x Bloco rodado de 4 gavetas, estrutura metálica pintada, gavetas e tampo em madeira de wengué.
Cadeiras Milão ref. 1202 | 1002


Desk 2000 x 996 with wing desk 992 x 611, teardrop meeting extension Ø 1100, metal modesty panel, top in cherry veneer and painted metallic structure.
1 x 4 drawer unit on wheels, painted metal structure, drawers and top in wenge veneer.
Milão chairs ref. 1202 | 1002

Bureau 2000 x 996 avec retour 992 x 611, extension Ø 1100, voile de fond en métal, plateau en placage de merisier et structure métallique laquée.
1 x bloc de 4 tiroirs à roulettes, structure en métal laqué, tiroirs et plateau en placage finition wengé.
Chaises Milão ref. 1202 | 1002



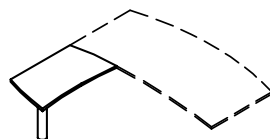
COLÓNIA (DADOS TÉCNICOS)

SECRETÁRIA



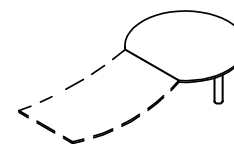
L P A
2000 x 996 x 735
2300 x 996 x 735

ALONGA



L P A
992 x 611 x 735

LÁGRIMA



L P A
1100 x 800 x 735

linha
MODERATA

Secretária 1600 x 800 painel frontal em madeira e lágrima Ø 1100, tampo em madeira de cerejeira e estrutura metálica pintada.

Ligação curva de 90° com tampo e painel frontal em madeira de cerejeira.

Secretária 800 x 800 painel frontal em madeira, tampo em madeira de cerejeira e estrutura metálica pintada.

2 x Armários 1520 x 900 estrutura metálica pintada, portas de bater e tampo em madeira de cerejeira .

1 x Armário 1520 x 900 aberto, estrutura metálica pintada e tampo em madeira de cerejeira.

2 x Armários 1520 x 473 estrutura metálica pintada, porta de bater e tampo em madeira de cerejeira.

1 x Armários 1520 x 900 estrutura metálica pintada, portas de correr em vidro e tampo em madeira de cerejeira.

Cadeira S. Miguel ref. 1501.2 MA

Desk 1600 x 800 with modesty panel in veneer with teardrop extension Ø 1100, top in cherry veneer and painted metallic structure.

Curved connection 90° with top and modesty panel in cherry veneer.

Desk 800 x 800 modesty panel and top in cherry veneer and painted metallic structure.

2 x cabinets 1520 x 900 painted metal structure, hinged door and top in cherry veneer.

1 x opened cabinet 1520 x 900 painted metal structure and cherry veneered top.

2 x cabinets 1520 x 473 painted metal frame, hinged door and top in cherry veneer.

1 x cabinets 1520 x 900 painted metal frame, sliding doors in glass and top in cherry veneer.

S. Miguel chair ref. 1501.2 MA

Bureau 1600 x 800, voile de fond en placage merisier avec extension Ø 1100, plateau en placage merisier et structure métallique laquée.

Angle de liaison arrondi de 90°, voile de fond en placage de merisier.

Bureau 800 x 800, voile de fond et plateau en placage de merisier et structure métallique laquée.

2 x armoires 1520 x 900, structure en métal laqué, portes à battant et plateau en placage de merisier.

1 x armoire 1520 x 900 ouverte, structure métallique laquée et plateau en placage de merisier.

2 x armoires 1520 x 473, structure métallique laquée, portes à battant et plateau en placage de merisier.

1 x armoire 1520 x 900, structure métallique laquée, portes coulissantes en verre et plateau en placage de merisier.

Chaise S. Miguel ref. 1501.2 MA



MODERATA



A Moderata é uma linha construída a partir de uma estrutura metálica em "T" que serve de suporte às superfícies em madeiras selecionadas que lhe conferem uma elegância e um estilo muito próprio.

Moderata is a line constructed from a "T" metal structure which support the surfaces in selected woods and gives it an elegance and a very own style.

Moderata est une ligne construite à partir d'une structure métallique en "T" qui soutiennent les surfaces en bois sélectionnés qui lui donnent une élégance et un style propre.

MODERATA



Mesa de reunião oval 2000 x 1150 com 4 pés metálicos pintados e tampo em madeira de cerejeira.
1 x Armários aberto 760 x 900 estrutura metálica pintada e tampo em madeira cerejeira.
Cadeiras Mónaco ref. 0804

Oval meeting table 2000 x 1150 with 4 painted metal legs and top in cherry veneer.
1 x opened cabinet 760 x 900, painted metal structure and top in cherry veneer.
Monaco chairs ref. 0804

Table de réunion ovale 2000 x 1150 avec 4 pieds en métal laqués et plateau en placage de merisier.
1x armoire ouverte 760 x 900, structure en métal laquée et plateau en placage de merisier.
Chaises Monaco ref. 0804





Secretária 1800 x 800 tampo em postforming carvalho e estrutura metálica pintada.

2 x Armários 1520 x 900 estrutura metálica pintada, porta de bater e tampo em postforming carvalho.

3 x Armários 760 x 900 estrutura metálica pintada, porta de bater e tampo em postforming carvalho.

Mesa de reunião oval 2400 x 1150 com dois pés metálicos pintados e tampo em postforming carvalho.

Cadeiras Mónaco ref. 0805 CR | Classic ref. 0310 CR

Desk 1800 x 800, top in laminated oak and painted metallic structure.

2 x cabinets 1520 x 900, painted metal frame, hinged door and top in laminated oak.

3 x cabinets 760 x 900, painted metal frame, hinged door and top in laminated oak.

Oval meeting table 2400 x 1150 with two painted metal legs and top in laminated oak.

Monaco chairs ref. 0805 CR | Classic ref. 0310 CR

Bureau 1800 x 800 plateau en stratifié chêne et structure métallique laquée.

2 x armoires 1520 x 900, structure en métal laqué, porte à battant et plateau stratifié chêne.

3 x armoires 760 x 900, structure en métal laqué, porte à battant et plateau stratifié chêne.

Table de réunion ovale 2400 x 1150 avec deux pieds en métal laqués et plateau stratifié chêne.

Chaises Monaco ref. 0805 CR | Classic ref. 0310 CR



O seu sistema polivalente e flexível possibilitou a sua adaptação aos tempos atuais, a utilização de tampos termolaminados de 25mm, com formato ergonómico, concebidos exclusivamente a pensar no bem-estar do seu utilizador torna-a uma linha prática e intemporal, para qualquer tipo de ambiente.

Its versatile and flexible system enabled to adapt to modern times, the use of HPL tops 25mm with ergonomic shape, designed exclusively thinking about the well-being that its user, makes it a practical and timeless line for any kind of environment.

Son système polyvalent et flexible a permis son adaptation aux temps modernes, l'utilisation de plateaux HPL de 25mm avec une forme ergonomique, conçus exclusivement pour le bien-être de son utilisateur en fait une ligne pratique et intemporelle pour tout type d'environnement.

MODERATA

Secretária 1400 x 800 com painel frontal metálico, tampo em postforming pereira e estrutura metálica pintada.

1 x Bloco rodado de 3 gavetas, estrutura e gavetas metálicas pintadas. Tampo em postforming pereira.

1 x Armário aberto 760 x 900 estrutura metálica pintada e tampo em postforming pereira.

2 x Armários 760 x 900 estrutura metálica pintada, porta de correr e tampo em postforming pereira.

Cadeira Sintra ref. 3116

Desk 1400 x 800 with modesty panel, top in laminated pear and painted metallic structure.

1 x 3 drawer unit on wheels, structure and drawers in painted metal. Top in laminated pear.

1 x open cabinet 760 x 900, painted metal structure and top in laminated pear.

2 x cabinet 760 x 900, painted metal structure, sliding door and top in laminated pear.

Sintra chair ref. 3116

Bureau 1400 x 800 avec panneau écran en métal, plateau en stratifié poirier et structure métallique laquée.

1 x bloc de 3 tiroirs avec roulettes, structure et des tiroirs en métal laqué. Plateau en stratifié poirier.

1 x armoire ouverte de 760 x 900, structure en métal laqué et plateau en stratifié poirier.

2 x armoires 760 x 900, structure en métal laqué, porte coulissante et plateau en stratifié poirier.

Chaise Sintra ref. 3116





Secretária 1600 x 800 com painel frontal metálico, tampo em madeira de cerejeira e estrutura metálica pintada.

Ligação curva de 90° com painel frontal metálico e tampo em madeira de cerejeira.

Secretária 800 x 800 com painel frontal metálico, tampo em madeira de Cerejeira e estrutura metálica pintada.

1 x Bloco rodado de 3 gavetas, frentes e tampo em madeira de cerejeira e estrutura metálica pintada.

2 x Armários 1520 x 900 estrutura metálica pintada, portas de bater e tampo em madeira de cerejeira .

1 x Armário aberto 760 x 900, estrutura metálica pintada e tampo em madeira de cerejeira .

1 x Armário 760 x 900 estrutura metálica pintada, portas de bater em madeira de cerejeira .

Cadeira Milão ref. 1202

Desk 1600 x 800 with modesty panel in metal, top in cherry veneer and painted metallic structure.

Curved connection 90° with metallic modesty panel and top in cherry veneer.

Desk 800 x 800 with metal modesty panel, top in cherry veneer and painted metallic structure.

1 x 3 drawer unit on wheels, fronts and top in cherry veneer and painted metal structure.

2 x cabinets 1520 x 900, painted metal frame, hinged doors and top in cherry veneer.

1 x open cabinet 760 x 900, painted metal structure and top in cherry veneer.

1 x cabinet 760 x 900, painted metal frame, hinged door in cherry veneer.

Milão chair ref. 1202

Bureau 1600 x 800 avec voile de fond en métal, plateau en placage de merisier et structure métallique laquée.

Angle de liaison arrondi de 90° avec voile de fond en métal et plateau en placage merisier.

Bureau 800 x 800 avec voile de fond en métal, plateau en placage merisier et structure métallique laquée.

1 x bloc de 3 tiroirs avec roulettes, façades et plateau en placage de merisier et structure en métal laqué.

2 x armoires 1520 x 900, structure en métal peint, porte à battant et plateau en placage de merisier.

1 x armoire ouverte 760 x 900, structure en métal laqué et plateau en placage de merisier.

1 x armoire 760 x 900 structure en métal laqué, porte à battant en placage de merisier.

Chaise Milão ref. 1202



MODERATA (PRESTIGE)



Secretária 1600 x 1000 com alonga 650 x 700 e lágrima Ø 1100, tampo em madeira de nogueira e estrutura metálica pintada.

1 x Armário 1520 x 900 estrutura metálica pintada, portas de bater e tampo em madeira de nogueira.

1 x Armário 760 x 900 estrutura metálica pintada, portas de bater e tampo em madeira de nogueira.

Cadeira S. Miguel ref. 1501.2 MA

Desk 1600 x 1000 with desk wing 650 x 700 and teardrop extension Ø 1100, top in walnut veneer and painted metal structure.

1 x cabinet 1520 x 900 painted metal frame, hinged door and top in walnut veneer.

1 x cabinet 760 x 900 painted metal frame, hinged door and top in walnut veneer.

S. Miguel chair ref. 1501.2 MA

Bureau 1600 x 1000, retour 650 x 700, extension Ø 1100, plateau en placage de noyer et structure en métal laqué.

1 x armoire 1520 x 900, structure métallique laquée, porte à battant et plateau en placage de noyer.

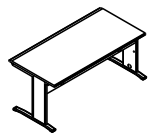
1 x armoire 760 x 900, structure métallique laquée, porte à battant et plateau en placage de noyer.

Chaise S. Miguel ref. 1501.2 MA



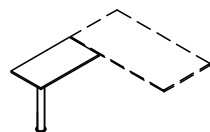
MODERATA (DADOS TÉCNICOS)

SECRETÁRIA



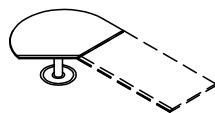
L P A
800 x 800 x 735
1200 x 800 x 735
1400 x 800 x 735
1600 x 800 x 735
1800 x 800 x 735

ALONGA AO NÍVEL



L P A
1000 x 510 x 735

LÁGRIMA



L P A
1010 x 800 x 735

LIGAÇÃO CURVA 60° e 90°

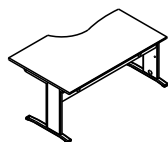


LIGAÇÃO RETA 60° e 90°



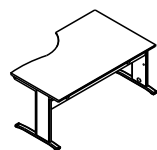
MODERATA (PRESTIGE)

PRESTIGE DIREITO



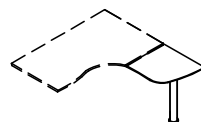
L P A
1400 x 1000 x 735
1600 x 1000 x 735
1800 x 1000 x 735

PRESTIGE ESQUERDO



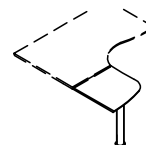
L P A
1400 x 1000 x 735
1600 x 1000 x 735
1800 x 1000 x 735

ALONGA PRESTIGE DIREITA



L P A
650 x 700 x 735

ALONGA PRESTIGE ESQUERDA



L P A
650 x 700 x 735

LÁGRIMA PRESTIGE



L P A
1100 x 800 x 735

linha
EURO & IMPACT

EURO

Euro é uma linha desenvolvida e adequada a todos os espaços de trabalho, atendendo as necessidades práticas, funcionais e flexíveis das organizações.

Euro is developed and appropriate line for all workspaces, meeting the practical, functional and flexible needs of organizations.

Euro est une ligne développée et adaptée à tous les espaces de travail, la satisfaction des besoins pratiques, fonctionnels et flexibles des organisations.

Secretária 1400 x 800 com painel frontal metálico, tampo em melamina nogueira e estrutura metálica pintada.

2 x armários 760 x 900 estrutura metálica pintada, portas de bater e tampo em melamina nogueira.

2 x armário aberto 760 x 900 estrutura metálica pintada e tampo em melamina nogueira.

1 x armário aberto 1520 x 473 estrutura metálica e tampo em melamina nogueira.

1 x armário 1520 x 900 portas de correr metálicas, tampo em melamina nogueira e estrutura metálica pintada.

1 x armário aberto 1520 x 900 estrutura metálica pintada e tampo em melamina nogueira.

Cadeira Mónaco ref. 0805 CR

Desk 1400 x 800 with metal modesty panel, top in melamine walnut and painted metal structure.

2 x cabinets 760 x 900, painted metal structure, hinged door and top in melamine walnut.

2 x open cabinet 760 x 900, painted metal structure and top in melamine walnut.

1 x open cabinet 1520 x 473, painted metal structure and top in melamine walnut.

1 x cabinet 1520 x 900 with metal sliding doors, top in melamine walnut and painted metal structure.

1 x open cabinet 1520 x 900, painted metal structure and top in melamine walnut.

Monaco chair ref. 0805 CR

Bureau 1400 x 800 avec voile de fond en métal, plateau en mélamine noyer et structure en métal laqué.

2 x armoires 760 x 900 structure métallique laquée, porte à battant et plateau en mélamine noyer.

2 x armoires ouvertes 760 x 900, structure en métal laqué et plateau en mélamine noyer.

1 x armoire ouverte 1520 x 473, structure métallique laquée et plateau en mélamine noyer.

1 x armoire 1520 x 900 portes coulissantes en métal, plateau en mélamine noyer et structure en métal laqué.

1 x armoire ouverte 1520 x 900 structure en métal laqué et plateau en mélamine noyer.

Chaise Monaco ref. 0805 CR





EURO

Secretária 1600 x 800 com painel frontal metálico, tampo em melamina de faia e estrutura metálica pintada.
Ligação curva de 90° com painel frontal metálico e tampo em melamina de faia.
Secretária 800 x 800 com painel frontal metálico, tampo em melamina de faia e estrutura metálica pintada.
1 x bloco rodado 3 gavetas metálicas, tampo em melamina de faia e estrutura metálica pintada.
1 x armário portas de correr em vidro 1520 x 900 tampo em melamina de faia e estrutura metálica pintada.
1 x armário aberto 760 x 900 tampo em melamina de faia e estrutura metálica pintada.
1 x armário 760 x 900 portas de bater e tampo em melamina de faia, estrutura metálica pintada.

Desk 1600 x 800 with metal modesty panel, top in melamine beech and painted metallic structure.
Curved connection 90° with metal modesty panel and top in beech melamine.
Desk 800 x 800 with metal modesty panel, top in beech melamine and painted metallic structure.
1 x 3 drawer unit with wheels, top in beech melamine and painted metallic structure.
1 x cabinet 1520 x 900 with sliding doors in glass, top in beech melamine and painted metallic structure.
1 x open cabinet 760 x 900, top in beech melamine and painted metallic structure.
1 x cabinet 760 x 900 hinged doors and top in beech melamine, painted metallic structure.

Bureau 1600 x 800 avec voile de fond en métal, plateau en mélamine hêtre et structure métallique laquée.
Angle de liaison arrondi de 90°, panneau voile de fond métallique et plateau en mélamine hêtre
Bureau 800 x 800 avec voile de fond, plateau en mélamine hêtre et structure métallique laquée.
1 x 3 bloc de tiroirs avec roulettes, plateau en mélamine hêtre et structure métallique laquée.
1 x armoire avec portes coulissantes en verre 1520 x 900, plateau en mélamine hêtre et structure en métal laqué.
1 x armoire ouverte 760 x 900, plateau en mélamine hêtre et structure métallique laquée
1 x armoire 760 x 900, portes à battant et plateau en mélamine hêtre, structure métallique laquée.





Um programa de mobiliário que utiliza planos de trabalho melaminicos de 25mm, faz da sua simplicidade, facilidade de montagem e um design sempre atual, ideal para quem procura uma boa opção na escolha de um mobiliário acessível e versátil.

A furniture program that uses melamine working tops 25mm, which makes its simplicity, ease of assembly and always current design, ideal for those looking for a good option in choosing an affordable and versatile furniture.

Un programme de meubles qui utilise des plans de travail de mélamine 25mm, fait sa simplicité, la facilité d'assemblage et la conception toujours actuelle, idéal pour ceux qui recherchent un bon choix de mobilier abordable et polyvalent.

Secretária 1600 x 800 com painel frontal metálico e alonga 1000 x 510, tampo em melamina cinza e estrutura metálica pintada.

1 x bloco rodado de 3 gavetas, frentes metálicas com tampo em melamina cinza e estrutura metálica pintada.

1 x mesa de reuniões Ø 1100 estrutura metálica pintada tampo em melamina cinza.

2 x armários 760 x 900 estrutura metálica pintada, portas de correr e tampo em melamina cinza.

Cadeira Sintra ref. 3316 CR | Cascais ref. 0116

Desk 1600 x 800 with metallic modesty panel and side extension 1000 x 510, top in grey melamine and painted metal frame.

1 x 3 drawer unit on wheels, metal modesty panel with top in grey melamine and painted metal structure.

1 x meeting table Ø 1100 painted metal frame, top in grey melamine.

2 x cabinets 760 x 900 painted metal frame, sliding doors and top in grey melamine.

Sintra chair ref. 3316 CR | Cascais ref. 0116

Bureau 1600 x 800 avec voile de fond métallique et retour 1000 x 510, plateau en mélamine grise et structure en métal laqué en gris.

1 x bloc de 3 tiroirs à roulettes, façades en métal avec plateau en mélamine grise et structure en métal laqué.

1 x table de réunion Ø 1100, structure métallique laquée, plateau en mélamine grise.

2 x armoires 760 x 900 structure métallique laquée, portes coulissantes et plateau en mélamine grise.

Chaise Sintra ref. 3316 CR | Cascais ref. 0116



2 x secretária 1800 x 800 com painel frontal metálico e lágrima 1360 x 700, tampos em melamina maple e estrutura metálica pintada.

2 x armários portas de persiana 1950 x 1200 estrutura metálica pintada.

Cadeira Sintra ref. 3316 CR

2 x desk 1800 x 800 with metallic modesty panel and teardrop meeting extension 1360 x 700, tops in melamine maple and painted metal structure.

2 x cabinets 1950 x 1200 with roller shutter doors, painted metal structure.

Sintra chair ref. 3316 CR

2 x bureau 1800 x 800 avec voile de fond métallique et extension 1360 x 700, plateau en érable mélamine et structure en métal laqué.

2 x armoires avec portes à rideaux 1950 x 1200, structure métallique laquée.

Chaise Sintra ref. 3316 CR



Para além do sistema tradicional, o programa Euro inclui o sistema "Compacta" que oferece uma multiplicidade de soluções integradas de organização.

In addition to the traditional system, the Euro program includes the "Compacta" system which offers a variety of integrated organization solutions.

En plus du système traditionnel, le programme Euro comprend le système "Compacta" qui offre une variété de solutions intégrées d'organisation.



4 x secretária 1600 x 800 com painel frontal metálico e 2 x lágrima 1360 x 700, tampos em melamina faia e estrutura metálica pintada.
4 x blocos laterais de 4 gavetas, frentes metálicas com tampo em melamina faia e estrutura metálica pintada.
2 x painéis superiores frontal 1600 revestidos a tecido.
2 x painéis superiores lateral 1000 revestidos a tecido.
1 x armário 760 x 900 estrutura metálica pintada, portas de bater e tampo em melamina faia.

4 x desk 1600 x 800 with metallic modesty panel and 2 teardrop extensions 1360 x 700, tops in melamine beech and painted metal structure.
4 x side 4 drawer units, metal fronts with top in melamine beech and painted metal structure.
2 x screen panels 1600 upholstered.
2 x side screen panels 1000 upholstered.
1 x cabinet 760 x 900 painted metal structure, hinged door and top in melamine beech.

4 x bureau 1600 x 800 avec voile de fond métallique et 2 x extensions 1360 x 700, plateaux en mélamine hêtre et structure en métal laqué.
4 x blocs latéraux de 4 tiroirs, façades en métal avec plateau en mélamine hêtre et structure en métal laqué.
2 x panneaux écran 1600 revêtus de tissu.
2 x panneaux écran latéraux 1000 revêtus de tissu.
1 x armoire 760 x 900 structure métallique laquée, portes à battants et plateau en mélamine hêtre.

EURO (COMPACTA)



A secretária IMPACT é uma mesa de escritório elétrica e ajustável em altura (de 60cm a 125cm) projetada a pensar em adotar uma postura ergonómica e adequada no local de trabalho.

Possui um mecanismo preciso e silencioso graças aos dois motores elétricos sincronizados que se deslocam a 38mm por segundo, permitindo monitorizar até 4 posições num comando digital elegante e discreto. Tampo igualmente ajustável (de 110x70cm a 240x120cm) permite aguentar até 100kg de carga.

A sólida estrutura em aço extensível em largura (120cm a 180cm) garante a adaptabilidade máxima para cada necessidade. A estrutura encontra-se disponível em cinza e branco.

The IMPACT office desk is an electric and height-adjustable office desk (from 60cm to 125cm) designed to ensure an ergonomic and appropriate posture in the workplace.

It has a precise and silent mechanism due to the two synchronized electric motors that move at 38mm per second, allowing to monitor up to 4 positions in an elegant and discreet digital command. The top layer is equally adjustable (from 110x70cm to 240x120cm) allowing to handle up to 100kg of load.

The solid steel structure extensible in width (120cm to 180cm) guarantees maximum adaptability for every need. The structure is available in colors gray and white.

Le bureau IMPACT est un bureau électrique et réglable en hauteur (de 60cm à 125cm) conçu pour prendre une posture ergonomique et adaptée au poste de travail.

Il dispose d'un mécanisme précis et silencieux grâce aux deux moteurs électriques synchronisés qui se déplacent à 38 mm par seconde, permettant de surveiller jusqu'à 4 positions dans une commande numérique élégante et discrète. Le plateau également réglable (de 110x70cm à 240x120cm) permet de gérer jusqu'à 100 kg de charge.

La structure en acier solide extensible en largeur (120cm à 180cm) garantit une adaptabilité maximale pour chaque besoin. La structure est disponible en gris et blanc.

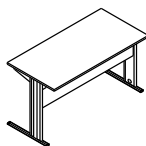




SECRETÁRIA IMPACT

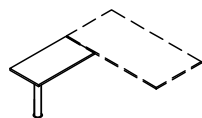
EURO (DADOS TÉCNICOS)

SECRETÁRIA



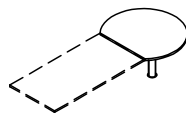
L P A
800 x 800 x 735
1000 x 800 x 735
1200 x 800 x 735
1400 x 800 x 735
1600 x 800 x 735
1800 x 800 x 735

ALONGA AO NÍVEL



L P A
1000 x 510 x 735

LÁGRIMA

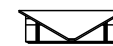


L P A
1100 x 800 x 735

LIGAÇÃO CURVA 60° e 90°

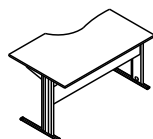


LIGAÇÃO RETA 60° e 90°



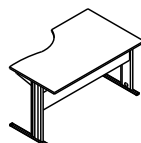
EURO (COMPACTA) (DADOS TÉCNICOS)

COMPACTO DIREITO



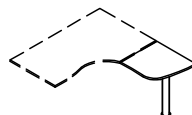
L P A
1400 x 1000 x 735
1600 x 1000 x 735
1800 x 1000 x 735

COMPACTO ESQUERDO



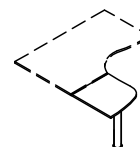
L P A
1400 x 1000 x 735
1600 x 1000 x 735
1800 x 1000 x 735

ALONGA COMPACTA DIREITA



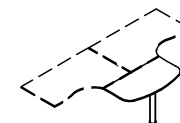
L P A
650 x 700 x 735

ALONGA COMPACTA ESQUERDA



L P A
650 x 700 x 735

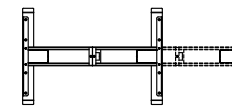
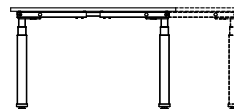
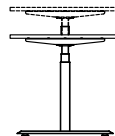

LÁGRIMA COMPACTA



L P A
1360 x 700 x 735

SECRETÁRIA IMPACT (DADOS TÉCNICOS)

Altura regulável	60 - 125
Capacidade carga	100Kg
Largura ajustável	101 cm - 181 cm
Área trabalho compatível	110x70 cm - 240x120 cm
Velocidade	38 mm por segundo
Cor de estrutura	grey RAL 7045 White RAL 9016
Motores	2
Comando	Digital com 4 posições predefinidas



L A
800 x 600
1100 x 1250

TAMPO
MIN. 1200
MÁX. 2400

LARGURA PÉ ESPESSURA PÉ COMP. ESTRUTURA
700 80 MIN. 1200
MÁX. 1800

RECEÇÃO

ARQUI SQUARE C8

Secretária 2000 x 800 com alçado de 1200, tampos em melamina branca e estrutura metálica pintada.

3 x armários Portas de correr em vidro 1520 x 900 estrutura metálica pintada e tampos em melamina branca.

Cadeira Sintra ref. 3216 CR | Maia ref. 0816

Desk 2000 x 800 with upper counter desk 1200, tops in white melamine and painted metallic structure.

3 x cabinets 1520 x 900 with glass sliding doors, painted metal structure and tops in white melamine.

Sintra chair ref. 3216 CR | Maia ref. 0816

Bureau 2000 x 800 bureau avec plateau surélevé de réception 1200 et plateau principal en mélamine blanche et structure métallique laquée.

3 x armoires 1520 x 900 avec portes coulissantes en verre, structure en métal laqué et plateaux en mélamine blanche.

Chaise Sintra ref. 3216 CR | Maia ref. 0816





Secretária 1600 x 800 tampo em melamina cinza e alçado em melamina pereira, estrutura metálica pintada.

3 x Armários portas de persiana 1520 x 900 tampos em melamina Pereira e estrutura metálica pintada.

Cadeira Apolo ref. 0513

Desk 1600 x 800, tops in grey melamine and upper top in melamine pear, painted metallic structure.

3 x cabinets 1520 x 900 with roller shutter doors, tops in melamine pear and painted metal structure.

Apolo chair ref. 0513

Bureau 1600 x 800 plateau en mélamine grise et plateau surélevé de réception en mélamine poirier, structure métallique laquée.

3 x armoires 1520 x 900 avec portes rideau, plateaux en mélamine poirier et structure en métal laqué.

Chaise Apolo ref. 0513









MODERATA

Secretária 1800 x 800 com painel frontal metálico e alçado, tampo em postforming pereira e estrutura metálica pintada.
1 x armário portas de persiana 1950 x 900 estrutura metálica pintada.

Desk 1800 x 800 with metallic modesty panel, top and upper counter top in laminated pear and painted metallic structure.
1 x cabinet 1950 x 900 with roller shutter doors painted metal frame.

Bureau 1800 x 800 avec voile de fond en métal, plateau principal et plateau surélevé de réception en stratifié poirier et structure métallique peinte.
1 x armoire 1950 x 900 avec portes en rideau 1950 x 900, structure en métal laqué.

MODERATA



Secretária 1800 x 800 com painel frontal metálico e alçado, tampos em postforming pereira e estrutura metálica pintada.
Ligação curva de 90° com painel frontal metálico e alçado, tampos em postforming pereira e estrutura metálica pintada.
Secretária 800 x 800 com painel frontal metálico e alçado, tampos em postforming pereira e estrutura metálica pintada.
1 x biombo de vidro 1600 x 1200 estrutura pintada.
1 x armário portas de persiana 1950 x 1200 estrutura metálica pintada.
Modlyne X ref. 1404

Desk 1800 x 800 desk with metallic modesty panel and upper counter top in laminated pear and painted metal structure.
Curved connection 90° with metallic modesty panel and upper counter top in laminated pear and painted metal structure.
Desk 800 x 800 desk with metallic modesty panel and upper counter top in laminated pear and painted metal structure.
1 x glass divider 1600 x 1200, painted structure.
1 x cabinets 1950 x 1200 with roller shutter doors painted metal frame.
Modlyne X ref. 1404

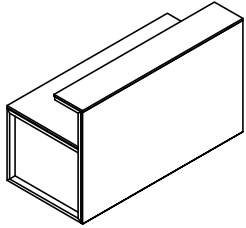
Bureau 1800 x 800 avec voile de fond métallique, plateau surélevé de réception et plateau principal en stratifié poirier et structure en métal laqué.
Angle de liaison arrondi de 90°, avec voile de fond en métal, plateau surélevé de réception et plateau principal en stratifié poirier et structure en métal laqué.
Bureau 800 x 800 avec voile de fond métallique, plateau surélevé de réception et plateau en stratifié poirier et structure en métal laqué.
1 x séparateur en verre 1600 x 1200, structure laquée.
1 x armoire 1950 x 1200 avec portes rideau, structure métallique laquée.
Modlyne X ref. 1404





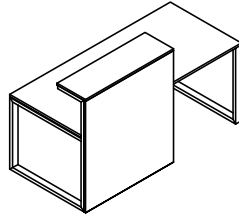
RECEÇÃO (DADOS TÉCNICOS)

ARQUI
BALCÃO RECEÇÃO



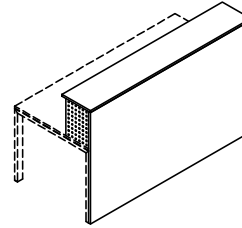
L P A
1200 x 850 x 1120
1400 x 850 x 1120
1600 x 850 x 1120
1800 x 850 x 1120
2000 x 850 x 1120

BALCÃO RECEÇÃO MISTO



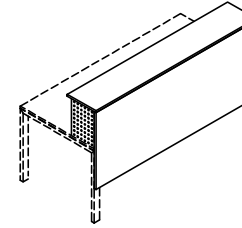
L P A
1800 x 850 x 1120
2000 x 850 x 1120

ALÇADO TOTAL



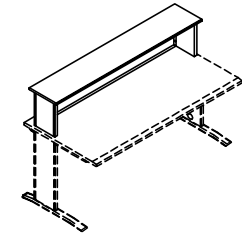
L P A
1200 x 320 x 1120
1400 x 320 x 1120
1600 x 320 x 1120
1800 x 320 x 1120
2000 x 320 x 1120

ALÇADO PARCIAL



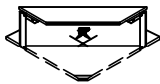
L P A
1200 x 320 x 770
1400 x 320 x 770
1600 x 320 x 770
1800 x 320 x 770
2000 x 320 x 770

ALÇADOS PARA SECRETÁRIA MODERATA



L P A
800 x 300 x 350
1200 x 300 x 350
1400 x 300 x 350
1600 x 300 x 350
1800 x 300 x 350

LIGAÇÃO DE ALÇADO 90° RETO



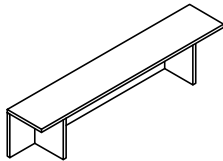
L A
990 x 350

LIGAÇÃO DE ALÇADO 90° CURVO



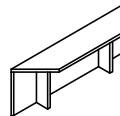
L A
990 x 350

ALÇADOS PARA SECRETÁRIA EURO



L P A
800 x 300 x 355
1000 x 300 x 355
1200 x 300 x 355
1400 x 300 x 355
1600 x 300 x 355
1800 x 300 x 355

LIGAÇÃO DE ALÇADO RETO



L A
990 x 350

mesas
REUNIÃO

Mesa de reunião Ø 1100 tampo em melamina faia estrutura pintada.
Cadeira Eros ref. 198.2 CR

Meeting table Ø 1100, top in melamine beech painted structure.
Eros chair ref. 198.2 CR

Table de réunion Ø 1100, plateau en mélamine hêtre, structure laquée.
Chaise Eros ref. 198.2 CR



EURO

Mesa de reunião 2000 x 1000 tampo em melamina branca e estrutura metálica pintada.
1 x armário aberto 760 x 900 tampo em melamina branca estrutura pintada.
1 x armário porta de correr em vidro 760 x 900 tampo em melamina branca estrutura pintada.
Cadeira Montana ref. 0703

Meeting table 2000 x 1000, top in white melamine and painted metal structure.
1 x open cabinet 760 x 900 with top in white melamine and painted structure.
1 x cabinet 760 x 900 with sliding glass door, top in white melamine and painted structure.
Montana chair ref. 0703

Table de réunion 2000 x 1000, plateau en mélamine blanche et structure en métal laqué.
1 x armoire ouverte 760 x 900, plateau en mélamine blanche et structure laquée.
1 x armoire 760 x 900 avec porte coulissante en verre, plateau en mélamine blanche et structure laquée.
Chaise Montana ref. 0703





Mesa de reunião quadrada 1100 com tampo em melamina e estrutura em metal cromado.
Cadeira Prestige ref. 4310 CR

Square meeting table in 1100 with top in melamine and structure in chromed metal.
Prestige chair ref. 4310 CR

Table de réunion carrée en 1100 avec plateau en mélamine et structure en métal chromé.
Chaise Prestige ref. 4310 CR



ARQUI

Este sistema, permite criar mesas de reuniões com tampo em vidro ou melaminicos, completando as necessidades das distintas áreas de trabalho.

This system allows you to create meeting tables with glass or melamine top, completing the needs of different work areas.

Ce système vous permet de créer des tables de réunion avec plateau en verre ou mélaminés, remplissant les besoins de différentes zones de travail.



Mesa de reunião rectangular 2400 X 1100 com tampo em melamina preta com estrutura em metal cromado.

Rectangular meeting table 2400 X 1100 with top in black melamine and chromed metal structure.

Table de réunion rectangulaire 2400 X 1100 avec plateau en mélamine noire et structure en métal chromé.



Mesa de reunião oval 2000 x 1150 com 4 pés metálicos pintados e tampo em madeira de cerejeira.
1 x armário aberto 760 x 900 estrutura metálica pintada e tampo em madeira cerejeira.
Cadeiras Mônaco ref. 0804

Oval meeting table 2000 x 1150 with 4 painted metal legs and top in cherry veneer.
1 x open cabinet 760 x 900, painted metal structure and top in cherry veneer.
Monaco chairs ref. 0804

Table de réunion ovale 2000 x 1150 avec 4 pieds en métal laqué et plateau en placage de merisier.
1x armoire ouverte 760 x 900, structure métallique laquée et plateau en placage de merisier.
Chaises Monaco ref. 0804



MESA DE REUNIÃO OVAL

Mesa de reunião oval 2400 x 1150 com 2 pés metálicos pintados e tampo em madeira de wengué.

1 x armário 760 x 900 portas de bater e tampo em madeira wengué, estrutura metálica pintada.

Cadeiras Madrid ref. 1004

Oval meeting table 2400 x 1150 with 2 painted metal legs and top in veneer wenge finish.

1 x cabinet 760 x 900 with hinged doors and top in veneer wenge finish, painted metal structure.

Madrid chairs ref. 1004

Table de réunion ovale 2400 x 1150 avec 2 pieds en métal laqué et plateau en bois finition wengé.

1 x armoire 760 x 900 avec portes à battant et plateau en bois finition wengé, structure en métal laqué.

Chaises Madrid ref. 1004





Mesa de reunião 3000 x 1700 estrutura metálica pintada e tampo em madeira de cerejeira.
Cadeiras Milão ref. 1002

Meeting table 3000 x 1700, painted metal structure and top in cherry veneer.
Milão chairs ref. 1002

Table de réunion 3000 x 1700, structure en métal laqué et plateau en placage de merisier.
Chaises Milão ref. 1002





COLÓNIA

(MESA DE REUNIÃO
COMPOSTA)

2 x Secretária 1800 x 800, tampo em madeira de cerejeira e estrutura metálica pintada.

2 x Ligações 180°, tampo em madeira de cerejeira e estrutura metálica pintada.

2 x Desk 1800 x 800, top in cherry veneer and painted metallic structure.

2 x curved connection 180°, top in cherry veneer and painted metallic structure.

2 x bureau 1800 x 800, plateau en bois de merisier et structure métallique laquée.

2 x angles de liaison arrondis de 180°, plateau en bois de merisier et structure métallique laquée.

MODERATA

(MESA DE REUNIÃO
COMPOSTA)





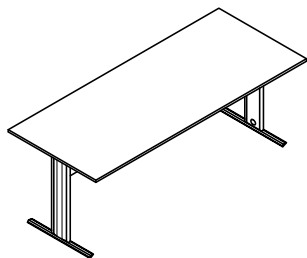
MESAS REUNIÃO (DADOS TÉCNICOS)

MESA REUNIÃO REDONDA EURO



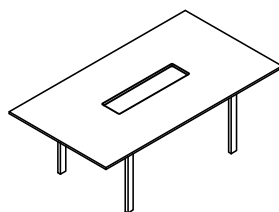
Ø A
Ø1000 x 735
Ø1100 x 735
Ø1200 x 735

MESA REUNIÃO RETANGULAR EURO



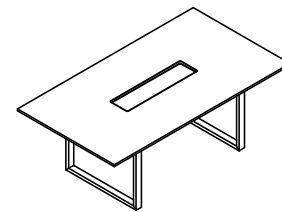
L P A
2000 x 1000 x 735
2400 x 1000 x 735

MESA REUNIÃO RETANGULAR ARQUI FLY



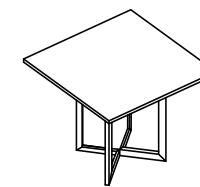
L P A
2000 x 1100 x 745
2400 x 1100 x 745

MESA REUNIÃO RETANGULAR ARQUI SQUARE




L P A
2000 x 1100 x 745
2400 x 1100 x 745

MESA REUNIÃO QUADRADA ARQUI



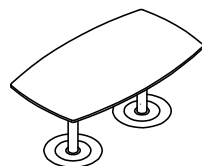
L P A
1100 x 1100 x 745
1200 x 1200 x 745

MESA REUNIÃO OVAL 4 PÉS COLÓNIA



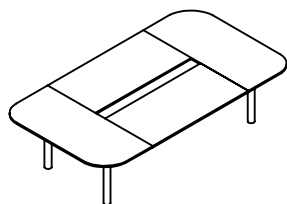
L P A
2000 x 1150 x 735
2400 x 1150 x 735

MESA REUNIÃO OVAL 2 PÉS COLÓNIA




L P A
2000 x 1150 x 735
2400 x 1150 x 735

MESA REUNIÃO COMPOSTA COLÓNIA



L P A
3000 x 1700 x 735
3400 x 1700 x 735

MESA REUNIÃO COMPOSTA POR SECRETÁRIA MODERATA



L P A
2460 x 1660 x 735
2860 x 1660 x 735
3060 x 1660 x 735
3260 x 1660 x 735
3460 x 1660 x 735

COMPLEMENTOS

ARMÁRIOS ABERTOS
OPEN CABINETS
ARMOIRES OUVERTES



ARMÁRIOS PORTAS PERSIANA
ROLLER SHUTTER DOOR CABINETS
ARMOIRES AVEC PORTES RIDEAU



ARMÁRIOS PORTAS DE BATER
HINGED DOOR CABINETS
ARMOIRES AVEC PORTES A BATTANT

ARMÁRIOS PORTAS DE CORRER
SLIDING DOOR CABINETS
ARMOIRES AVEC PORTES COULISSANTES



BLOCOS FIXOS
SUSPENDED DRAWER UNIT
BLOCS TIROIRS SUSPENDUS



BLOCOS RODADOS
DRAWER UNITS WITH WHEELS
BLOCS TIROIRS SUR ROULETTES



BLOCOS LATERAIS
DRAWER SIDE UNITS
BLOCS TIROIRS LATÉRAUX



VESTIÁRIOS COM CACIFOS SOBREPOSTOS, TRIPLO, DUPLO E SIMPLES
 CLOAKROOM WITH BUNK LOCKERS TRIPLE, DOUBLE AND SINGLE
 VESTIAIRES AVEC CASSIER SUPERPOSÉS TRIPLES, DOUBLES ET INDIVIDUELS

VESTIÁRIOS TRIPLO, DUPLO E SIMPLES - TAMPOS INCLINADOS
 CLOAKROOM TRIPLE, DOUBLE AND SINGLE - INCLINED TOPS
 VESTIAIRES TRIPLES, DOUBLES ET INDIVIDUELS - PLATEAUX INCLINÉS



ACESSÓRIOS | ACCESSORIES | ACCESSOIRES



Mesas de apoio para fotocopiadora
 Occasional table for photocopier
 Tables d'appuis pour photocopieuse



Suporte CPU e porta teclado
 CPU and keyboard shelves
 Support de CPU



Recipiente de papéis, floreira e mesa de centro
 Trash can, flower pot and coffee tables
 Poubelle, pot de fleur, tables basses



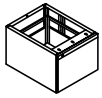
ESTANTE POR ENCAIXE
 COMPOSABLE SHELVING
 ÉTAGÈRES COMPOSABLES



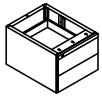
BIOMBOS DE VIDRO, TECIDO E MISTO
 GLASS FABRIC OR MIX DIVIDERS
 SÉPARATEUR EN VERRE, TISSU OU MIXTES

BLOCOS (DADOS TÉCNICOS)

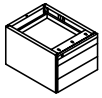
BLOCOS FIXOS



L P A
410 x 540 x 335

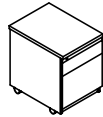


L P A
410 x 540 x 335

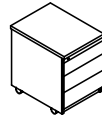


L P A
410 x 540 x 335

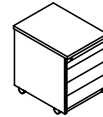
BLOCOS RODADOS



L P A
410 x 540 x 535

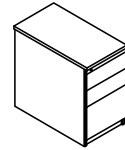


L P A
410 x 540 x 535

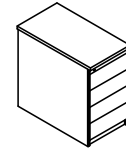


L P A
410 x 540 x 535

BLOCOS LATERAIS



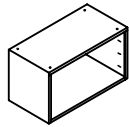
L P A
410 x 800 x 730



L P A
410 x 800 x 730

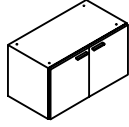
ARMÁRIOS MODULARES

ARMÁRIO PEQUENO ABERTO



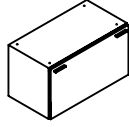
L P A
800 x 410 x 450

ARMÁRIO PEQUENO BATER



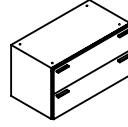
L P A
800 x 410 x 450

ARMÁRIO PEQUENO GAVETA ARQUIVO



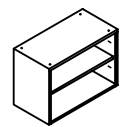
L P A
800 x 410 x 450

ARMÁRIO PEQUENO 2 GAVETAS



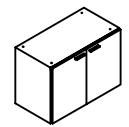
L P A
800 x 410 x 450

ARMÁRIO GRANDE ABERTO



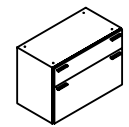
L P A
800 x 410 x 565

ARMÁRIO GRANDE BATER



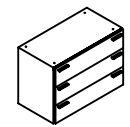
L P A
800 x 410 x 565

ARMÁRIO GRANDE GAVETA ARQUIVO



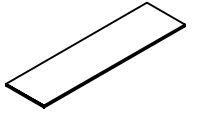
L P A
800 x 410 x 565

ARMÁRIO GRANDE 3 GAVETAS



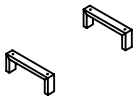
L P A
800 x 410 x 565

TAMPO PARA ARMÁRIO



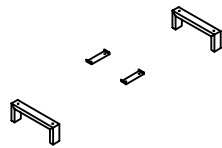
L P A
800 x 430 x 20
1600 x 430 x 20
2400 x 430 x 20

RODAPÉ SIMPLES



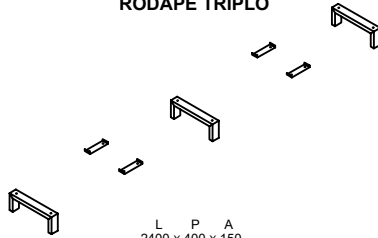
L P A
800 x 400 x 150

RODAPÉ DUPLO



L P A
1600 x 400 x 150

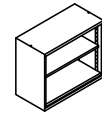
RODAPÉ TRIPLO



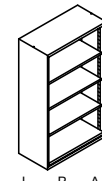
L P A
2400 x 400 x 150

ARMÁRIOS

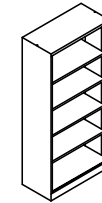
ARMÁRIO ABERTO



L P A
750 x 440 x 760
900 x 440 x 760
1200 x 440 x 760

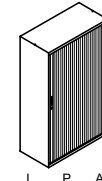


L P A
473 x 440 x 1520
900 x 440 x 1520
1200 x 440 x 1520

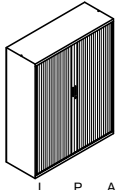


L P A
900 x 400 x 1950

ARMÁRIO PORTA PERSIANA

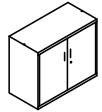


L P A
900 x 440 x 760
900 x 440 x 1520
900 x 440 x 1950

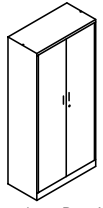


L P A
1200 x 440 x 760
1200 x 440 x 1520
1200 x 440 x 1950

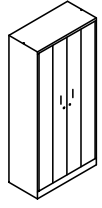
ARMÁRIO PORTA BATER CHAPA



L P A
750 x 440 x 760
900 x 440 x 760

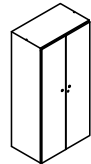


L P A
473 x 440 x 1520
750 x 440 x 1520
900 x 440 x 1520
900 x 440 x 1950



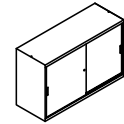
L P A
900 x 400 x 1950

ARMÁRIO PORTA BATER MADEIRA



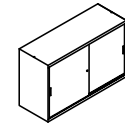
L P A
750 x 440 x 760
900 x 440 x 760
473 x 440 x 1520
750 x 440 x 1520
900 x 440 x 1520

ARMÁRIO PORTA CORRER MADEIRA



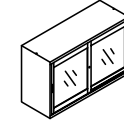
L P A
900 x 400 x 760
1200 x 400 x 760

ARMÁRIO PORTA CORRER CHAPA



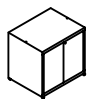
L P A
900 x 440 x 760
1200 x 440 x 760
900 x 440 x 1520
1200 x 440 x 1950

ARMÁRIO PORTA CORRER VIDRO



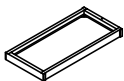
L P A
750 x 440 x 760
900 x 440 x 760
1200 x 440 x 760
900 x 440 x 1520
1200 x 440 x 1950

ARMÁRIO APOIO



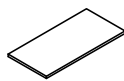
L P A
650 x 520 x 600

RODAPÉ



L P A
473 x 440 x 50
750 x 440 x 50
900 x 440 x 50
1200 x 440 x 50

TAMPO PARA ARMÁRIO



L P
473 x 440
750 x 440
900 x 440
1200 x 440
1223 x 440
1373 x 440
1673 x 440

VESTIÁRIOS

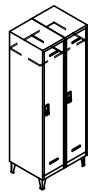
(DADOS TÉCNICOS)

VESTIÁRIO SIMPLES



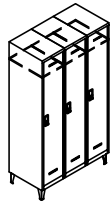
L P A
335 x 500 x 1900

VESTIÁRIO DUPLO



L P A
665 x 500 x 1900

VESTIÁRIO TRIPLO



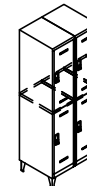
L P A
1000 x 500 x 1900

VESTIÁRIO SIMPLES
C/ CACIFOS SOBREPOSTOS



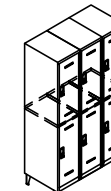
L P A
335 x 500 x 1900

VESTIÁRIO DUPLO
C/ CACIFOS SOBREPOSTOS



L P A
665 x 500 x 1900

VESTIÁRIO TRIPLO
C/ CACIFOS SOBREPOSTOS



L P A
1000 x 500 x 1900



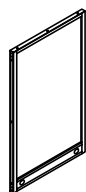
BIOMBOS

BIOMBO VIDRO




L A
900 x 1600
1200 x 1600

BIOMBO TECIDO



L A
900 x 1600
1200 x 1600

BIOMBO MISTO



L A
900 x 1600
1200 x 1600

ACESSÓRIOS

RECIPIENTE PARA PAPÉIS



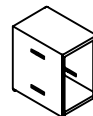
L P A
305 x 190 x 300

FLOREIRA



L P A
400 x 400 x 380

SUPORTE CPU



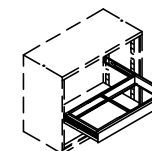
L P A
315 x 450 x 500

PORTA TECLADO



L P A
642 x 377 x 80

CARRO TELESCÓPICO



L P A
708 x 375 x 110
803 x 375 x 110
958 x 375 x 110

ESTANTES POR ENCAIXE

ILHARGA



A P
1000 x 300/400/500/600
1500 x 300/400/500/600
2000 x 300/400/500/600
2500 x 300/400/500/600

PRATELEIRA



L P
690 x 300/400/500/600
940 x 300/400/500/600

TRAVAMENTO



L
690
940

As dimensões mencionadas no catálogo estão em mm. Existem mais tamanhos e acabamentos disponíveis além dos referidos no catálogo, por favor consulte a nossa tabela.

All dimensions quoted in the catalogue are in mm. There are other sizes and finishes available, please check our price list.

Les dimensions qui figurent dans notre catalogue sont en mm. Il existe d'autres tailles et finitions disponibles en dehors de ceux qui figurent sur le catalogue, veuillez consulter notre tarif.



Raso de Oronhe - Espinhel -3750-404 Espinhel -Portugal

Tel. +351 234 612 130 - Fax. +351 234 612 131

geral@lomm.pt | www.lomm.pt

A LOMM reserva o direito de alterar os seus produtos ou especificações técnicas sem aviso prévio.
LOMM reserves the right to change any of these features without notice.
LOMM se réserve le droit de modifier ces caractéristiques sans préavis.